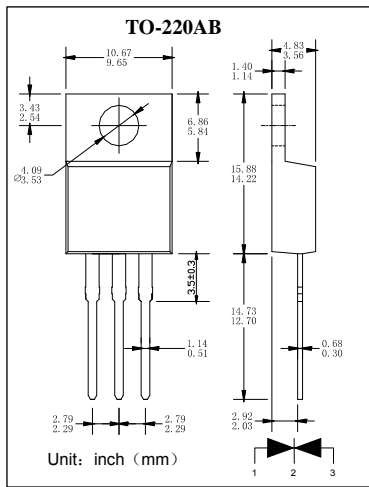


肖特基二极管
反向电压 40---200V
正向电流 10 A

Schottky Barrier Rectifier
Reverse Voltage 40 to 200 V
Forward Current 10A



特征 Features

- 大电流承受能力。High Current Capability
- 正向压降低。Low Forward Voltage Drop
- 低功耗高效率。Low Power Loss, High Efficiency
- 引线 and 管体皆符合RoHS标准。
Lead and body according with RoHS standard

机械数据 Mechanical Data

- 封装: 塑料封装 Case: Molded Plastic
- 极性: 标记模压或印于本体 Polarity: Symbols molded or marked on body
- 安装位置: 任意 Mounting Position: Any
- 安装扭矩: 推荐值 0.3牛*米 Mounting torque: Recommend 0.3 N*m

极限值和温度特性 TA = 25°C 除非另有规定。

Maximum Ratings & Thermal Characteristics Ratings at 25°C ambient temperature unless otherwise specified.

	符号 Symbols	MBR 1040CT	MBR 1045CT	MBR 1050CT	MBR 1060CT	MBR 10100CT	MBR 10150CT	MBR 10200CT	单位 Unit
最大可重复峰值反向电压 Maximum repetitive peak reverse voltage	V _{RRM}	40	45	50	60	100	150	200	V
最大均方根电压 Maximum RMS voltage	V _{RMS}	28	31	35	42	70	105	140	V
最大直流阻断电压 Maximum DC blocking voltage	V _{DC}	40	45	50	60	100	150	200	V
最大正向平均整流电流 Maximum average forward rectified current	I _{F(AV)}	10							A
峰值正向浪涌电流 8.3ms单一正弦半波 Peak forward surge current 8.3 ms single half sine-wave	I _{FSM}	125							A
典型热阻 Typical thermal resistance	R _{θJC}	3.5							°C/W
工作结温和存储温度 Operating junction and storage temperature range	T _J , T _{STG}	-55 --- +150							°C

电特性 TA = 25°C 除非另有规定。

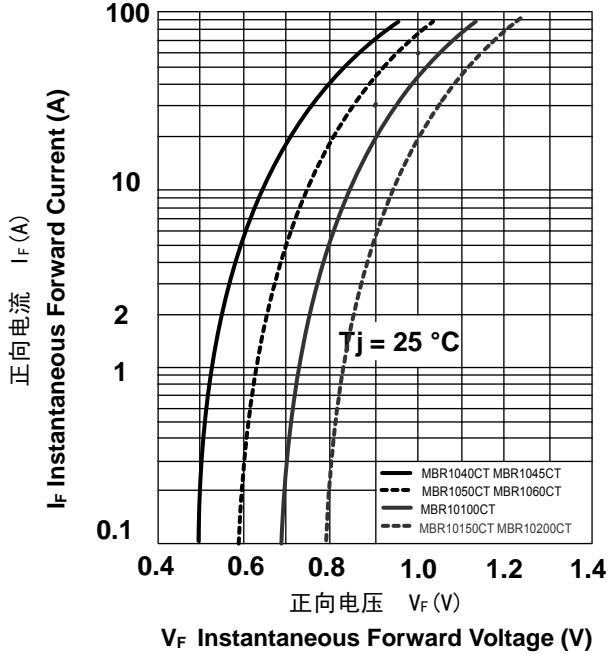
Electrical Characteristics Ratings at 25°C ambient temperature unless otherwise specified.

	符号 Symbols	MBR 1040CT	MBR 1045CT	MBR 1050CT	MBR 1060CT	MBR 10100CT	MBR 10150CT	MBR 10200CT	单位 Unit
最大正向电压 Maximum forward voltage	I _F = 5A V _F	0.70		0.80		0.85	0.95	0.99	v
最大反向电流 Maximum reverse current	T _J = 25°C T _J = 100°C I _R	0.5			0.5			5	mA
典型结电容 V _R = 4.0V, f = 1MHz Type junction capacitance	C _j	400			310			pF	

特性曲线 Characteristic Curves

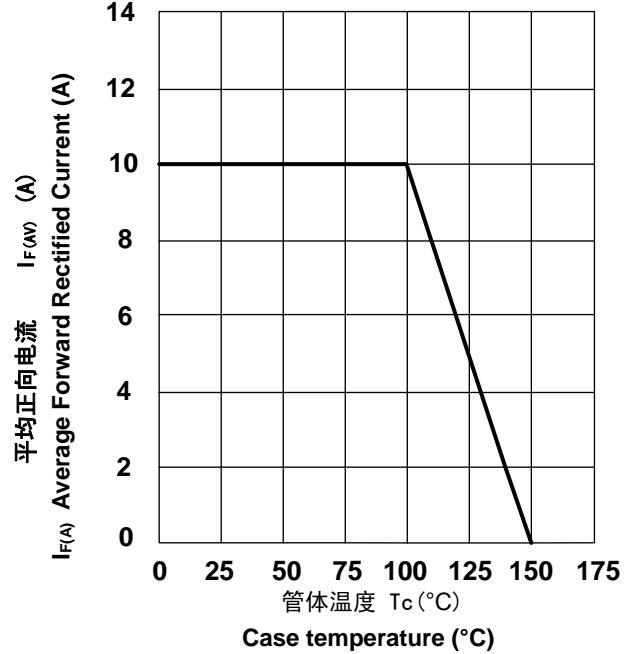
正向特性曲线 (典型值)

TYPICAL FORWARD CHARACTERISTIC



正向电流降额曲线

FORWARD CURRENT DERATING CURVE



浪涌特性曲线 (最大值)

MAXIMUM NON REPETITIVE PEAK FORWARD SURGE CURRENT

