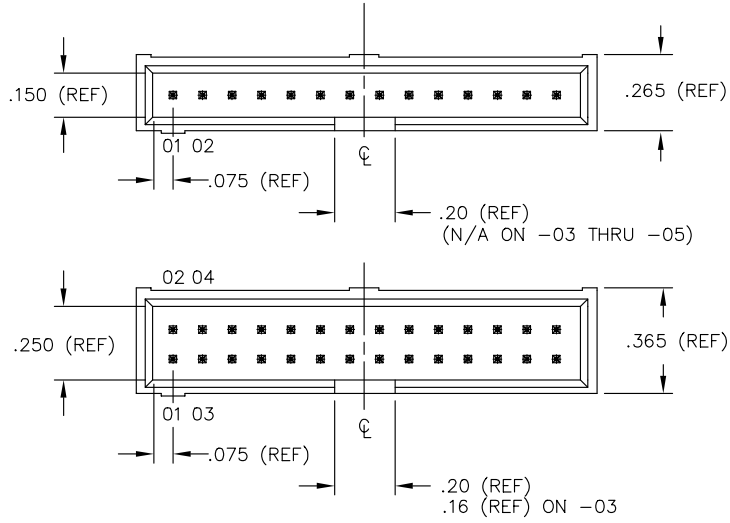


DIMENSIONS ARE IN INCHES		UNLESS OTHERWISE NOTED	TOLERANCES ARE:	TITLE:	DWG NO:
ONE PLACE DECIMALS ±.1	THREE PLACE DECIMALS ± .005	ANGLES	± 2°	ZSS-ASSEMBLY	ZSS-1XX-XX-XXX-X-XXXX-XX-XX
TWO PLACE DECIMALS ±.01	FOUR PLACE DECIMALS ± .0020				SHEET 1 OF 1



ZSS-1XX-XX-XXX-X-XXXX-XX-XX

NO. OF POSITIONS (3 THRU 18,20,24, 25,28,30,32,36)

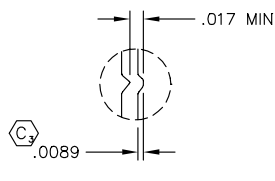
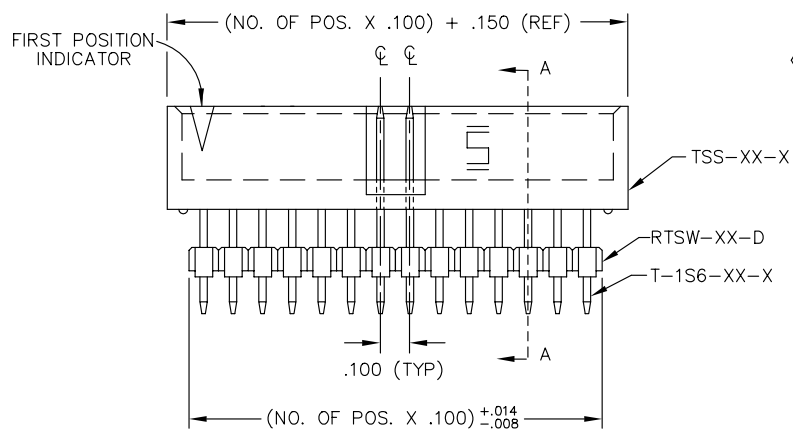
LEAD STYLE (SEE TABLE 1)

PLATING OPTION
 -G: GOLD
 -T: TIN
 -S: SELECTIVE HEAVY GOLD
 -H: HEAVY GOLD
 -L: SELECTIVE LIGHT GOLD
 -F: FLASH SELECTIVE GOLD
 -P: GOLD FLASHED PALLADIUM NICKEL
 -STL: SELECTIVE TIN/LEAD (-06 LEAD STYLE ONLY)

POLARIZED OPTION (SPECIFY POSITION TO BE REMOVED (XX))
 OPTION
 -LL: LOCKING LEAD (SEE SECT. 'A-A' & FIG. 1)

STACKING HEIGHT
 .450 MIN. STACKING HEIGHT
 (.535 MIN. BOARD SPACING WHEN MATED WITH SAMTEC SSW)

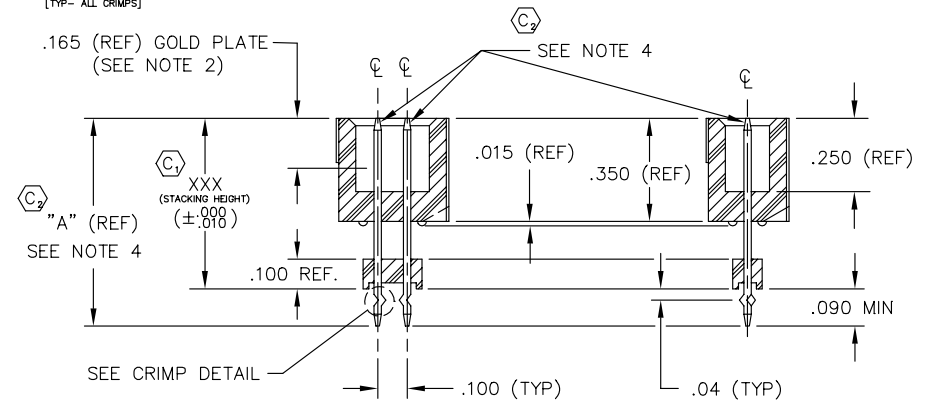
ROW OPTION
 -D DOUBLE
 -S SINGLE



CRIMP DETAIL
 SCALE: 2x
 (TYP - ALL CRIMPS)

TABLE 1

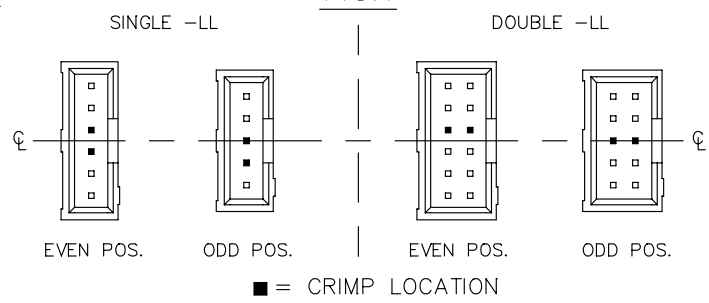
LEAD STYLE	TERMINAL	MAX. STACKING HEIGHT	"A"
-01	T-1S6-15-XX-2	.540	.630
-02	T-1S6-09-XX-2	.640	.730
-03	T-1S6-10-XX-2	.740	.830
-04	T-1S6-11-XX-2	.840	.930
-05	T-1S6-12-XX-2	.940	1.030
-06	T-1S6-20-XX-2	1.040	1.130
-07	T-1S6-13-XX-2	1.140	1.230
-08	T-1S6-19-XX-2	1.240	1.330
-09	T-1S6-14-XX-2	1.340	1.430



SECTION A-A

DO NOT SCALE FROM THIS PRINT

FIG. 1



PROPRIETARY NOTE
 THIS DOCUMENT CONTAINS INFORMATION CONFIDENTIAL AND PROPRIETARY TO SAMTEC INC. AND SHALL NOT BE REPRODUCED OR TRANSMITTED TO OTHER DOCUMENTS OR DISCLOSED TO OTHERS OR USED FOR ANY PURPOSE OTHER THAN THAT FOR WHICH IT WAS OBTAINED WITHOUT THE EXPRESSED WRITTEN CONSENT OF SAMTEC INC.

- NOTES:
1. TERMINAL PUSHOUT FORCE 3 LBS.
 2. ASSEMBLE GOLD PLATE END AS SHOWN.
 3. (C) REPRESENTS CRITICAL DIMENSION FOR STATISTICAL PROCESS CONTROL.
 4. TERMINALS TO BE FLUSH TO .010 BELOW TOP OF SHROUD.

MISC/MKTG ZSS-MKT

samtec

720 PARK EAST BLVD. NEW ALBANY, INDIANA 47150
 PHONE (812) 944-6733 P.O. BOX 1147
 CODE 55322

MADE BY: TIM PLUMMER ZSS-1XX-XX-XXX-X-XXXX-XX-XX
 SHEET 1 OF 1