

6

5

4

3

2

1

MATERIAL AND FINISH

Insulator: Polycarbonate, UL-94V-0 rated.
Pin contact: Brass, Nickel plated.
Solder Terminals: Brass, tin plated.

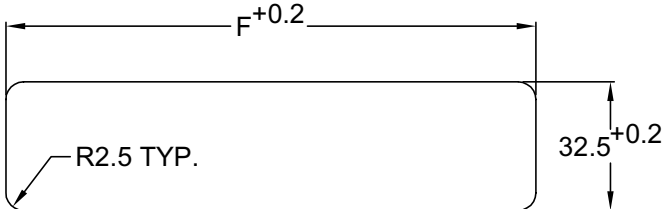
ELECTRICAL SPECIFICATIONS:

Rated current: 10A

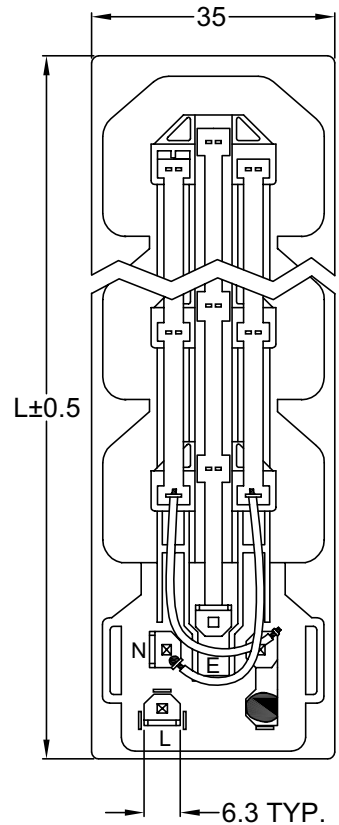
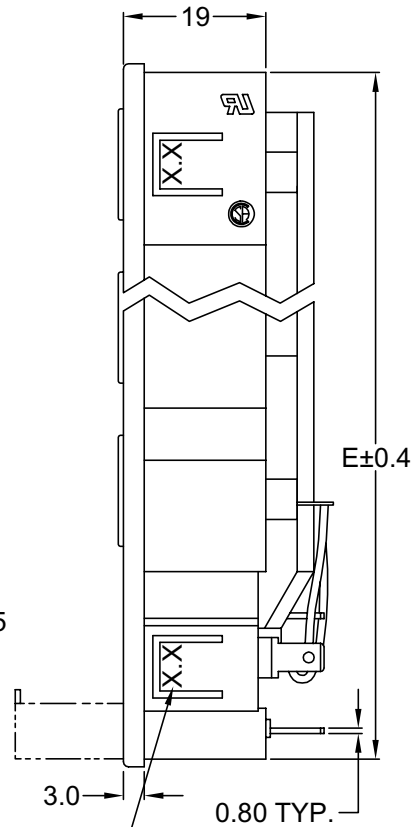
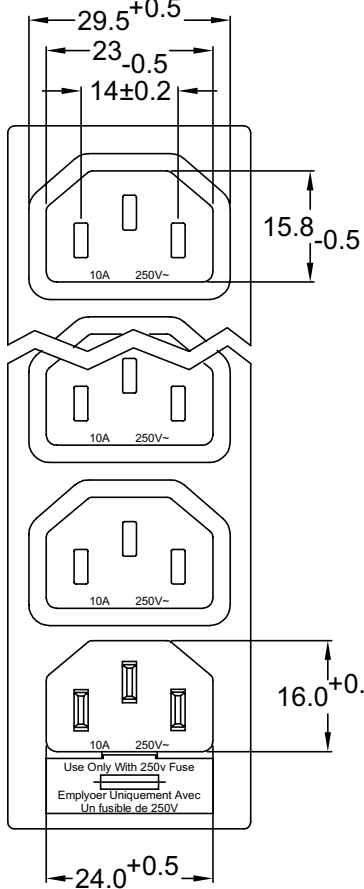
Rated voltage: 250VDC



| No of Port | L±0.5 | E±0.4 | F+0.2 |
|------------|-------|-------|-------|
| 1 | 58.5 | 55.4 | 55.9 |
| 2 | 82.1 | 79.0 | 79.5 |
| 3 | 105.7 | 102.6 | 103.1 |
| 4 | 129.3 | 126.2 | 126.7 |
| 5 | 152.9 | 149.8 | 150.3 |
| 6 | 176.5 | 173.4 | 173.9 |



RECOMMENDED
PANEL CUTOUT



REPLACE WITH
CORRESPONDING
PANEL THICKNESS

| | | | |
|-----------|--------|---------------------|---------|
| REVISIONS | CHNG | CHK | APPR |
| | DATE | BY | TD |
| | CHANGE | REVISED TOL & DIM F | |
| | REV | DATE | 10/1/01 |
| A | | | |

| P/N | A | MAX. PANEL THICKNESS |
|--|-----|----------------------|
| 44R01-X131-150 | 1.5 | 1.5 |
| 44R01-X131-250 | 2.5 | 2.5 |
| ADDITIONAL PANEL THICKNESS & .187 [4.8] QC AVAILABLE ON REQUEST | | |

| | |
|---|----------|
| TOLERANCE UNLESS OTHERWISE SPECIFIED | |
| X | ± 1 |
| X.X | ± 0.4 |
| X.XX | ± 0.20 |
| DRAWN BY | DT |
| DATE: | 10/02/01 |
| CHECK BY | PB |
| DATE: | 10/3/01 |
| APPR BY | |
| DATE: | |

Power Dynamics, Inc.

Phone: 973 560-0019 Whippany, New Jersey Fax: 973 560-0076

PART: IEC 60320 STRIP APPL. INLET & OUTLET
SNAP IN, QC TERM., 5x20mm FUSE HOLDER

44R01-X131-XXX SHEET 1 of 1

SIZE: A ALL DIMENSIONS FOR REFERENCE ONLY
SCALE: NTS DIMENSIONS ARE IN MILLIMETERS REV: A

6

5

4

3

2

1

6

5

4

3

2

1

MATERIAL AND FINISH

Insulator: Polycarbonate, UL-94V-0 rated.
Pin contact: Brass, Nickel plated.
Solder Terminals: Brass, Nickel plated.

ELECTRICAL SPECIFICATIONS:

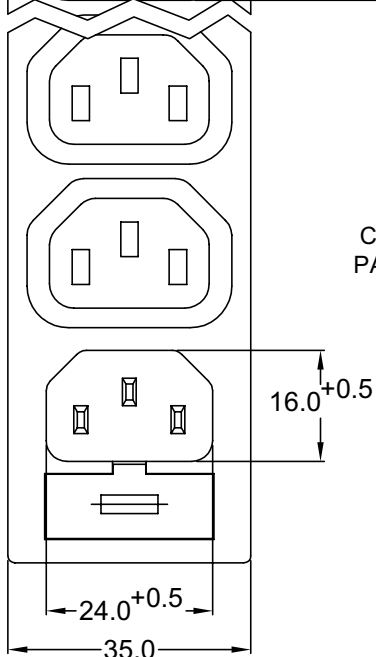
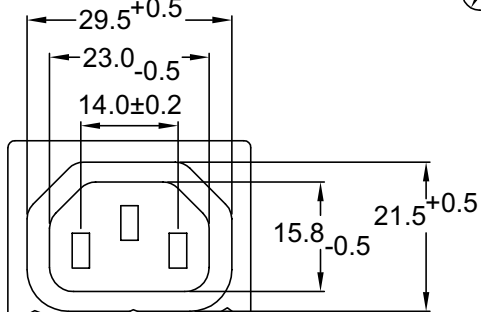
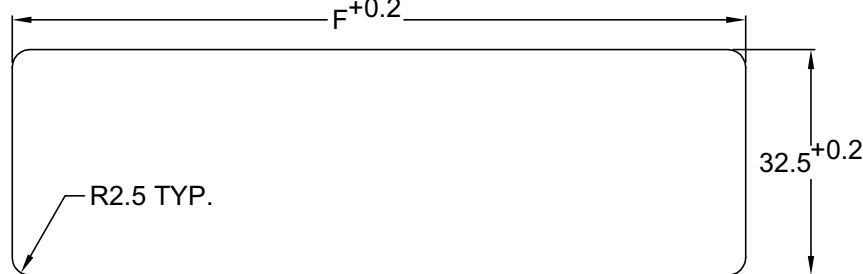
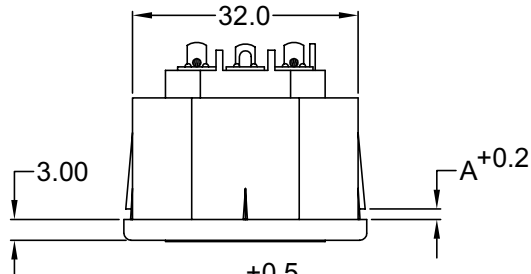
Rated current: 10A
Rated voltage: 250VDC

| No of Port | L±0.5 | E±0.4 | F+0.2 |
|------------|-------|-------|-------|
| 1 | 58.5 | 55.4 | 55.9 |
| 2 | 82.1 | 79.0 | 79.5 |
| 3 | 105.7 | 102.6 | 103.1 |
| 4 | 129.3 | 126.2 | 126.7 |
| 5 | 152.9 | 149.8 | 150.3 |
| 6 | 176.5 | 173.4 | 173.9 |

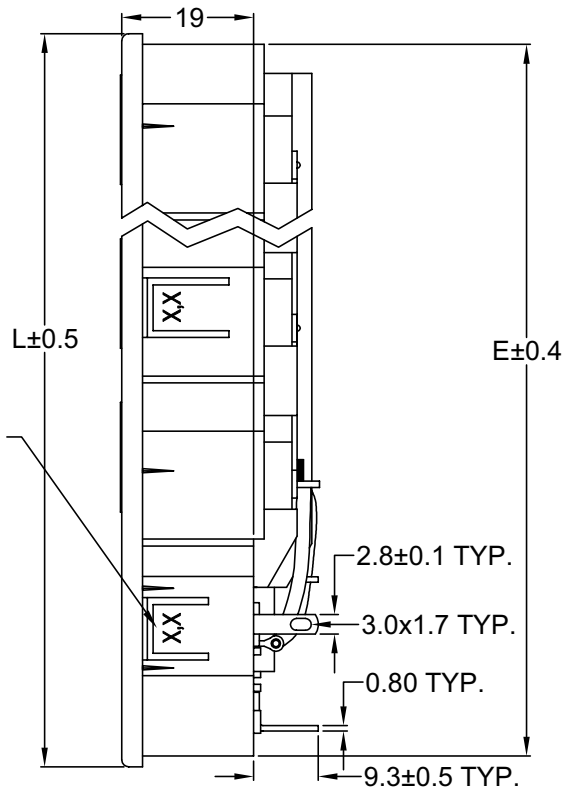
ORDERING CODE:

44R01- 1 151 - 2

- 1) NO OF PORT (SEE CHART ABOVE)
- 2) PANEL THICKNESS



RECOMMENDED PANEL CUTOUT



REPLACE WITH CORRESPONDING PANEL THICKNESS

| | | | |
|-----------|------|--------|------|
| REVISIONS | CHNG | CHECK | APPR |
| | DATE | CHANGE | |

| P/N | A | MAX. PANEL THICKNESS |
|----------------|-----|----------------------|
| 44R01-X151-150 | 1.5 | 1.5 |
| 44R01-X151-250 | 2.5 | 2.5 |

ADDITIONAL PANEL THICKNESS AVAILABLE ON REQUEST

| | |
|--------------------------------------|----------|
| TOLERANCE UNLESS OTHERWISE SPECIFIED | |
| X | ± 1 |
| X.X | ± 0.4 |
| X.XX | ± 0.20 |
| DRAWN BY | GQ |
| DATE: | 10/11/01 |
| CHECK BY | TD |
| DATE: | 10/12/01 |
| APPR BY | PB |
| DATE: | 10/12/01 |

Power Dynamics, Inc.

Phone: 973 560-0019 Whippany, New Jersey Fax: 973 560-0076

PART: IEC 60320 STRIP APPL. INLET & OUTLET SNAP-IN, SOLDER TERM., 5x20mm FUSE HOLDER

| | | |
|-------------------------------|------------|---|
| PART #: 44R01-X151-XXX | | SHEET 1 of 1 |
| SIZE: A | SCALE: NTS | ALL DIMENSIONS FOR REFERENCE ONLY DIMENSIONS ARE IN MILLIMETERS |
| REV: | | |

6

5

4

3

2

1