


NEW!

SMT Current Sensors – CST Series



The CST surface mount current sensing transformers are designed for use from 50 kHz to nearly 1 MHz to sense continuous currents to 10 Amps and greater.

The CST1 and CST2 differ in pinout numbering and layout in order to meet the requirements of different applications.

These transformers feature very low DC resistance and 500 V isolation between windings. They are available in eight different turns ratios to meet a wide variety of requirements. They are ideal for use in switching power supply applications.

Coilcraft **Designer's Kit C189** contains samples of each of the standard parts shown. To order, contact Coilcraft or visit <http://order.coilcraft.com>.

Part number ¹		Turns ratio pri : sec	Inductance ² min (µH)	DCR max (Ohms)		Primary current ³ (A)	Terminating resistor ⁴ (Ohms)	Volt-time product ⁵ (V-µsec)	Color dot
CST1	CST2			Primary	Secondary				
CST1-020X_	CST2-020X_	1:20	81.0	0.006	0.400	10	2.0	16	Red
CST1-030X_	CST2-030X_	1:30	180.0	0.006	0.870	10	3.0	24	Orange
CST1-040X_	CST2-040X_	1:40	320.0	0.006	1.140	10	4.0	32	Yellow
CST1-050X_	CST2-050X_	1:50	500.0	0.006	1.500	10	5.0	41	Green
CST1-060X_	CST2-060X_	1:60	730.0	0.006	1.980	10	6.0	49	Blue
CST1-070X_	CST2-070X_	1:70	980.0	0.006	4.750	10	7.0	57	Violet
CST1-100X_	CST2-100X_	1:100	2000.0	0.006	5.500	10	10.0	81	Gray
CST1-125X_	CST2-125X_	1:125	3000.0	0.006	6.500	10	12.5	101	Black

1. When ordering, please specify **packaging** code:

↓
CSTX-125XC

Packaging: C = 7" machine-ready reel. EIA-481 embossed plastic tape (250 parts per full reel).

B = Less than full reel. In tape, but not machine ready. To have a leader and trailer added (\$25 charge), use code letter C instead.

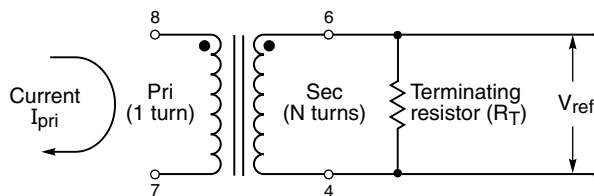
D = 13" machine-ready reel. EIA-481 embossed plastic tape (1000 parts per full reel).

- Inductance measured between secondary pins at 100 kHz, 0.1 Vrms.
- Primary current of 10 A causes approximately 25°C temperature rise above 25°C ambient. Higher current causes a greater temperature rise (see Temperature Rise vs Current curve).
- Terminating resistor value is based on 1 Volt output with 10 Amps flowing through the primary. To determine the value for other input currents, refer to the schematic and use the following formula:

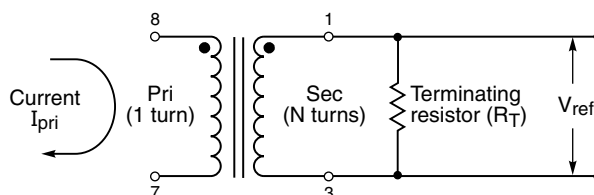
$$R_T (\Omega) = V_{ref} * N_{sec} / I_{pri}$$
- Volt-time product is a maximum value for the secondary.
- Storage and operating temperature range -40°C to +85°C.
- Electrical specifications at 25°C.

Schematics

CST1



CST2



Coilcraft®

Specifications subject to change without notice.
Please check our website for latest information.

Document 385-1 Revised 10/21/04

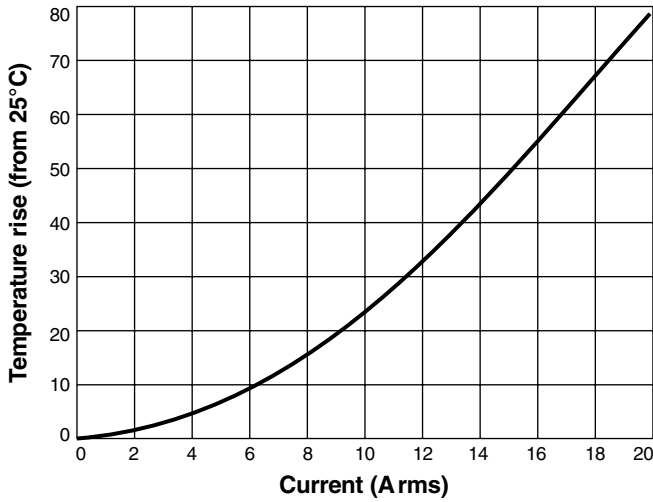
1102 Silver Lake Road Cary, Illinois 60013 Phone 847/639-6400 Fax 847/639-1469

E-mail info@coilcraft.com Web <http://www.coilcraft.com>

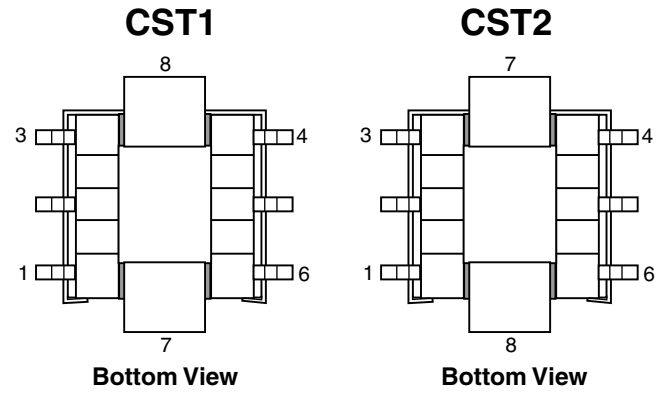
NEW!

CST Series Current Sensors

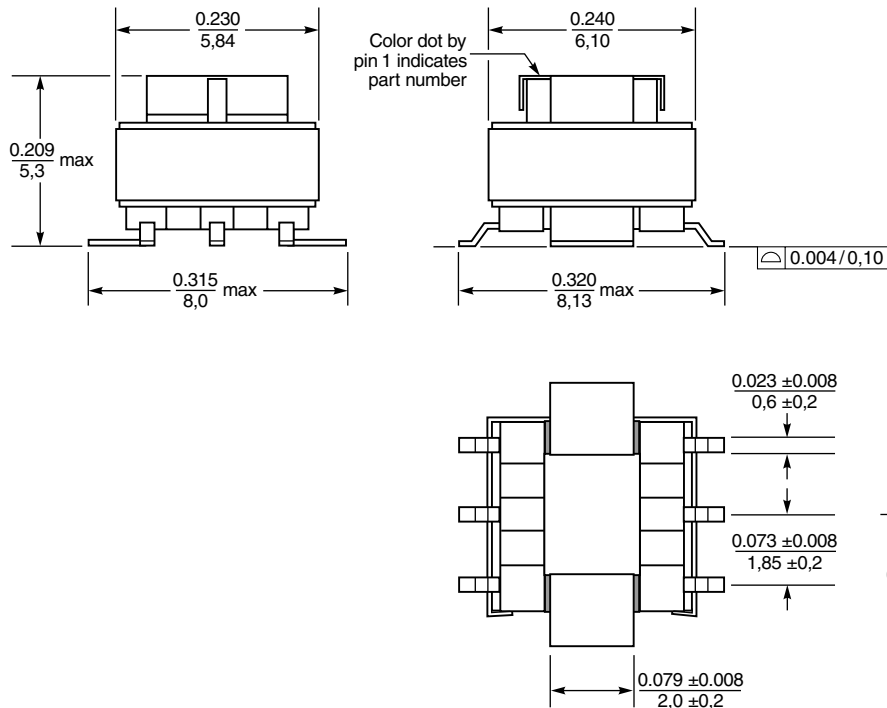
Temperature Rise vs Current



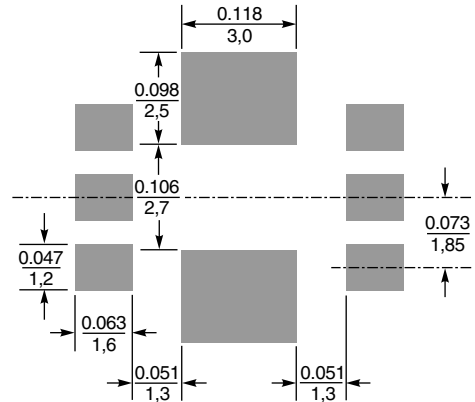
Pinouts



Dimensions



Recommended Land Pattern



Tape and reel: 250/7" reel; 1000/13" reel 16 mm tape width
 For packaging data see Tape and Reel Specifications section.

Coilcraft®

Specifications subject to change without notice.
 Please check our website for latest information. Document 385-2 Revised 01/12/05

1102 Silver Lake Road Cary, Illinois 60013 Phone 847/639-6400 Fax 847/639-1469
 E-mail info@coilcraft.com Web http://www.coilcraft.com