


specifications

SC Fiber Optic Connectors shall be compliant with TIA FOCIS-3. SC connectors shall contain a factory terminated pre-polished multimode fiber connector, requiring no field polishing and no adhesive. The fibers shall terminate in 2.5mm ferrules and have typical insertion loss of 0.35dB per connector.



NETWORK CONNECTIVITY GROUP

SPEC SHEET

NEW!

OPTI-CRIMP™ SC Fiber Optic Connector

technical information

Fiber compatibility:	62.5/125µm and 50/125µm multimode
Fiber cable type:	Tight-buffered cable only (3.0mm jacketed or 900µm)
Ferrule type:	Zirconia ceramic with a pre-polished fiber stub
Insertion loss:	0.3dB typical (62.5/125µm), 0.4dB typical (50/125µm)
Return loss:	Greater than 25dB

key features and ...benefits

Pre-polished fiber stub	Eliminates polishing steps, speeding installation
Mechanical crimp cable retention	Consistently provides higher than industry standard cable retention; requires no adhesive, speeding installation
Proven 2.5mm ceramic ferrules	Uses standard termination tools and procedures and provides strength and reliability
Robust design	Protects fibers from mechanical and environmental stress
Non-optical disconnect	Network reliability; maintains data transmission under tensile loads (jacketed cable only)
FOCIS-3 compliant	Ensures intermatability with all FOCIS-3 compliant components
Exceeds TIA/EIA-568-B.3	Network reliability assured as defined by TIA
Color-coded inner housing	Immediate visual recognition or identification of inner housing; 62.5/125µm (gray) and 50/125µm (orange)

applications

The OPTI-CRIMP SC Fiber Optic Connector improves an industry standard design. The factory polishing and crimp termination speeds installation and reduces the installation cost for the connector. SC Fiber Optic Connectors are widely used in fiber

optic backbone and horizontal applications for high-speed data transmissions. The pre-polished ferrule insures reliability in essential data networks by reducing the possibility of installer error.

Pre-polished Multimode 900µm Tight-Buffered Fiber or 3mm Jacketed Cable

62.5/125µm black boot:	FSCMMBL
62.5/125µm red boot:	FSCMMRD
50/125µm black boot:	FSCMM50BL
50/125µm red boot:	FSCMM50RD

Multimode Patch Cords and Pigtails

OPTI-PLUG™ duplex connector to SC:	F6D6P-3M‡
Simplex 900µm buffered SC pigtails:	F6B3-NM‡
Simplex SC to SC:	F6S3-3M‡
Duplex SC to SC:	F6D3-3M‡
Duplex ST to SC:	F6D2-3M‡
Duplex SC to FC:	F6D3-4M‡

Pre-polished Crimp Termination Tooling

Termination kit:	FJMKIT
-------------------------	--------

Please contact factory for additional patch cord configurations and custom lengths.
‡Available in standard lengths of 1, 2, 3 and 10 meters

installer tip

Reduces installation time over standard SC field polish/adhesive connectors by 50%.

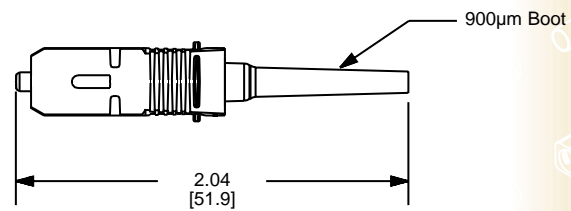
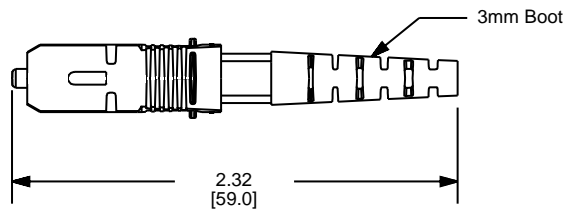
Visit our website at: www.panduit.com/ncg

OPTI-CRIMP™ SC Fiber Optic Connector

Standards Compliant Connector Performance

TIA 455	Description	Test Procedure and TIA/EIA-568-B.3 Required Performance	Performance
1	Flex	100 cycles; -180 to 180 degrees; max. insertion loss 0.75dB, min. return loss 20dB	< 0.1dB additional loss
2	Impact	8 drops from 1.8m; max. insertion loss 0.75dB, min. return loss 20dB	< 0.1dB additional loss
4	High Temperature	4 days at 60°C followed by post-conditioning FOTP-6; max. insertion loss 0.75dB, min. return loss 20dB	< 0.1dB additional loss
5	Humidity	4 days at 90-95% RH and 40°C; max. insertion loss 0.75dB, min. return loss 20dB, max. change during test 0.4dB	< 0.1dB additional loss
6	Cable Retention	11.24 lbs. at 0 degrees, 4.4 lbs. at 90 degrees; max. insertion loss 0.75dB, min. return loss 20dB, max. additional loss 0.5dB	< 0.1dB additional loss
21	Durability	500 mate/unmate cycles; max. insertion loss 0.75dB, min. return loss 20dB	< 0.1dB additional loss
34	Insertion Loss	max. insertion loss 0.75dB, min. return loss 20dB	0.3dB typical (62.5/125µm), 0.4dB typical (50/125µm)
36	Twist	10 cycles; 2.5 cw, 5 ccw, 2.5 cw; max. insertion loss 0.75dB, min. return loss 20dB	< 0.1dB additional loss
107	Return Loss	20dB minimum	>25dB
185	Coupling Strength	7.4 lbs. at 0 degrees; max. insertion loss 0.75dB, min. return loss 20dB	< 0.1dB additional loss
188	Low Temperature	4 days at 0°C; max. insertion loss 0.75dB, min. return loss 20dB, max. change during test 0.3dB	< 0.1dB additional loss

NOTE: Multimode tests performed at 850 and 1300nm.



Dimensions are in inches (Dimensions in brackets are in millimeters)

Our products are warranted to be free from defects in material and workmanship at the time of sale but our obligation under this warranty is limited to the replacement of any product proved to be defective within 6 months (for product) or 90 days (for tools) from the date of delivery. Tool warranty is void if Panduit tools are modified, altered or misused in any way. Use of Panduit tooling with any product other than the specified Panduit products for which the tool was designed, constitutes misuse. Before using, user shall determine the suitability of the product for his intended use and user assumes all risk and liability whatsoever in connection therewith.

This warranty is made in lieu of and excludes all other warranties, expressed or implied. THE IMPLIED WARRANTIES OF MERCHANTABILITY AND FITNESS FOR A PARTICULAR USE ARE SPECIFICALLY EXCLUDED. Neither seller nor manufacturer shall be liable for any other injury, loss or damage whether direct or consequential, arising out of the use of, or the inability to use, the product.

The information contained in this literature is based on our experience to date and is believed to be reliable. It is intended as a guide for use by persons having technical skill at their own discretion and risk. We do not guarantee favorable results or assume any liability in connection with its use. Dimensions contained herein are for reference purposes only. For specific dimensional requirements consult the factory. This publication is not to be taken as a license to operate under, or a recommendation to infringe any existing patents. This supersedes and voids all previous literature, etc.



WORLD HEADQUARTERS
PANDUIT CORP.
Tinley Park, Illinois, USA
Customer Service: 800-777-3300
Technical Support: 866-405-6654
Fax: 708-444-6993
Email: ncginfo@panduit.com
Internet: www.panduit.com/ncg

**For Pricing and Further Information —
Contact your local authorized
PANDUIT PAN-NET® Distributor or Sales Office**

PANDUIT CANADA
Markham, Ontario
Phone: 800-777-3300

PANDUIT EUROPE LTD.
London, UK
Phone: 44 208-601-7200

PANDUIT SINGAPORE PTE. LTD.
Republic of Singapore
Phone: (65) 379 6700

PANDUIT JAPAN
Tokyo, Japan
Phone (81) (3) 3767-7011

PANDUIT LATIN AMERICA
Jalisco, Mexico
Phone: (52) 3 666-2501

PANDUIT AUSTRALIA PTY. LTD.
Victoria, Australia
Phone: (61) 3-9794 9020