

Box Headers
PCB Mount, 2.0mm Pitch

Product Specification:

Materials and Finish

Insulator: Glass-reinforced thermoplastic , UL-94V-0 rated

Contact: Phosphor bronze per QQ-B-750, plated full flash gold or selected gold in mating area; 100µ" min. tin-lead on termination area, with entire contact under-plated 50µ" min. nickel

Electrical

Contact Resistance: 20 milliohms max. at 1 ampere DC

Insulation Resistance: 5000 megohms at 500 VDC

Dielectric Withstanding Voltage: 500 VAC/rms 60Hz for one minute

Current Rating: 1 ampere per contact

Voltage Rating: 250 VAC/rms 60Hz

Mechanical

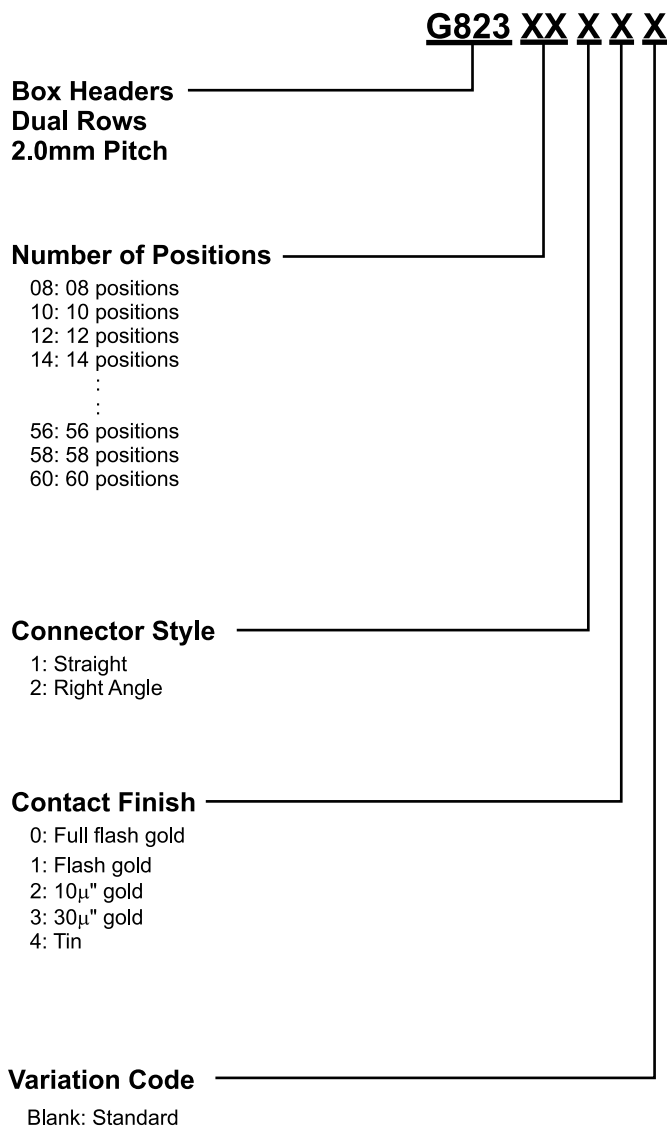
Contact Retention: 2.0 kgs minimum per contact

Durability: See Page 9

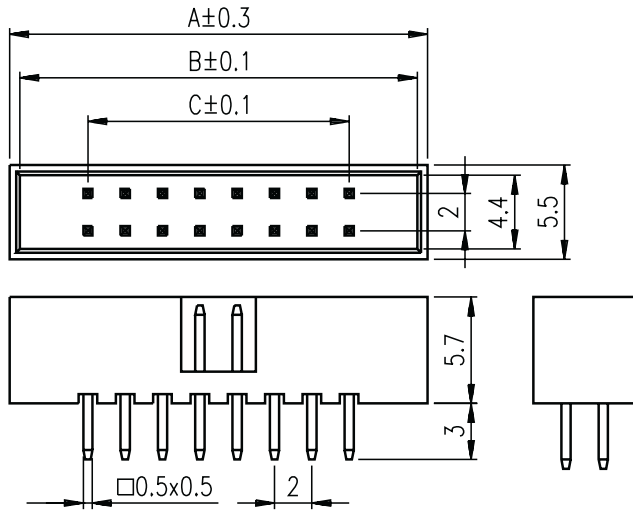
Related Product Data

PC Board Layout: See page 93

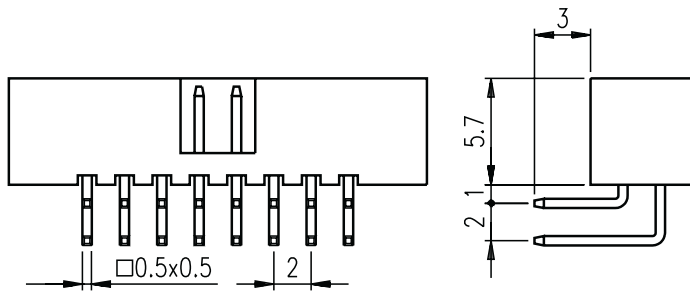
Ordering Information:



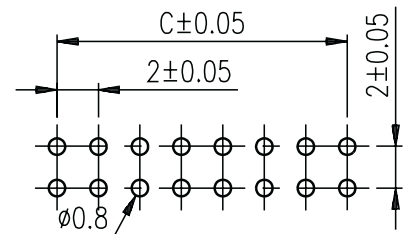
Box Headers
PCB Mount, 2.0mm Pitch



Straight



Right Angle



Recommended PCB Layout

No. of Positions	Dimensions (mm)			No. of Positions	Dimensions (mm)		
	A	B	C		A	B	C
8	14.4	13.2	6	36	42.4	41.2	34
10	16.4	15.2	8	38	44.4	43.2	36
12	18.4	17.2	10	40	46.4	45.2	38
14	20.4	19.2	12	42	48.4	47.2	40
16	22.4	21.2	14	44	50.4	49.2	42
18	24.4	23.2	16	46	52.4	51.2	44
20	26.4	25.2	18	48	54.4	53.2	46
22	28.4	27.2	20	50	56.4	55.2	48
24	30.4	29.2	22	52	58.4	57.2	50
26	32.4	31.2	24	54	60.4	59.2	52
28	34.4	33.2	26	56	62.4	61.2	54
30	36.4	35.2	28	58	64.4	63.2	56
32	38.4	37.2	30	60	66.4	65.2	58
34	40.4	39.2	32				