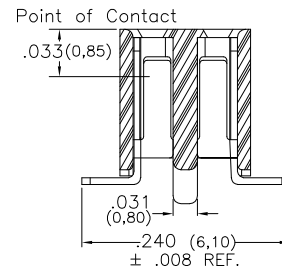
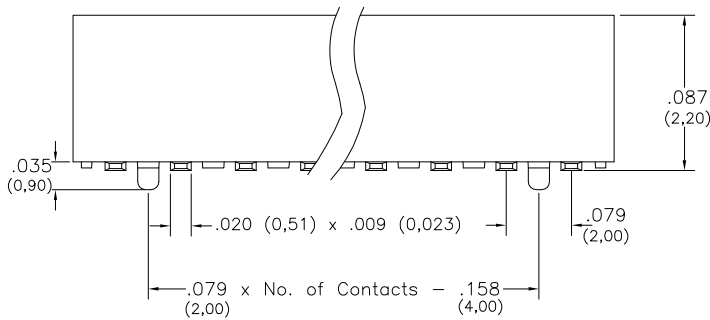
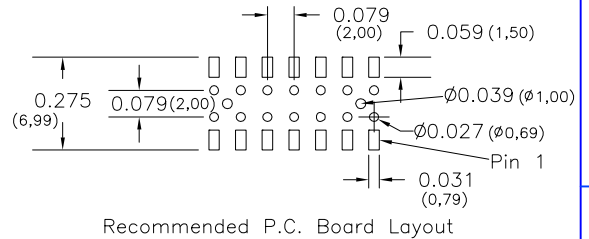
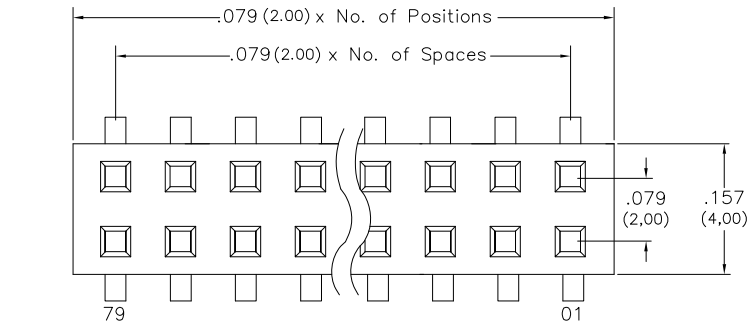


Major League Electronics .079 cl Ultra Low Profile - Surface Mount Box Contact - Vertical



Tails may be clipped to achieve desired pin length

Ordering Information

ULSMBC-2 - D - 02 - - V - - - - - - LF

Pins Per Row
01 - 40

Row Specification
D = Dual Row

Surface Mount

Plating Options	
10µ Gold on Contact Area / Flash on Tail	G
Matte Tin All Over	T
10µ Gold on Contact Area / Matte Tin on Tail	GT
30µ Gold on Contact Area / Matte Tin on Tail	H
Gold Flash over Entire Pin	F

Vertical

Alignment Pin
Leave blank if not needed
AP = With

Packing Information

TR-P = Tape and Reel with Plastic Pick and Place pad
TB-P = Tube with Plastic Pick and Place pad
TB-0 = Tube without Pick and Place Pad
If left blank, packaging at MLE's discretion
Pad may be metal, mylar or plastic

Polarized Position
Leave blank if not needed

If required, specify empty pin position, e.g. 012 for Pin 12

Mates with:

BSTC,
BSTCM,
BSTCR,
BSTCRSM,
BSTS,
TBSTC,
TBSTCM,
TBSTS,
TSHC,
TSHCR,
TSHCRE,
TSHCRSM,
TSHR,
TSHRE,
TSHS,
TSHSCM,
TTSHC,
TTSHCR,
TTSHCRE,
TTSHR,
TTSHRE,
TTSHS,
TTSHSM

Specifications

Insertion Force - Single Contact only - H Plating:

1.8oz. (0.50N) avg with .0197 (0.50mm) sq. pin

Withdrawal Force - Single Contact only - H Plating:

0.6oz. (0.17N) avg with .0197 (0.50mm) sq. pin

Current Rating: 3.0 Ampere

Insulation Resistance: 1000MΩ Min.

Dielectric Withstanding: 500V AC

Contact Resistance: 20 mΩ Max.

Operating Temperature: -40°C to + 105°C

Max. Process Temperature:

Peak: 260°C up to 10 secs.

Process: 230°C up to 60 secs.

Wave: 260°C up to 6 secs.

Reflow: 260°C up to 10 secs.

Manual Solder: 350°C up to 5 secs.

Materials

Contact Material: Phosphor Bronze

Insulator Material: Nylon 6T

Plating: Au or Sn over 50µ" (1.27) Ni

Products cut to specific sizes are uncancellable/nonreturnable

Parts are subject to change without notice

ULSMBC-2-DV SERIES

.079 cl Dual Row - Surface Mount
Ultra Low Profile - Box Contact - Vertical

14 FEB 07

Scale
NTS

UNLESS OTHERWISE SPECIFIED
DIMENSIONS IN INCHES (MM)
TOLERANCES ARE:

ONE PLACE DECIMALS ±.100
TWO PLACE DECIMALS ±.010
THREE PLACE DECIMALS ±.005
FOUR PLACE DECIMALS ±.0020
ANGLES
±.5°



4235 Earnings Way, New Albany, Indiana, 47150, USA
1-800-782-3486 (USA/Canada/Mexico)

Tel: 812-944-7244

Fax: 812-944-7268

E-mail: mle@mlelectronics.com

Web: www.mlelectronics.com

Edition
1

Sheet
1/1