

PLEASE CHECK WWW.MOLEX.COM FOR LATEST PART INFORMATION

Part Number: **0535170310**
Status: **Active**
Description: 2.50mm (.098") Pitch Mini-Lock™ Wire-to-Board PCB Header, Vertical, 3 Circuits

Documents:

[3D Model](#)
[Drawing \(PDF\)](#)
[Product Specification PS-51103-006 \(PDF\)](#)
[Product Specification PS-51103-024 \(PDF\)](#)
[RoHS Certificate of Compliance \(PDF\)](#)

Agency Certification

UL E29179

General

Product Family PCB Headers
 Series 53517
 Application Wire-to-Board
 Product Name Mini-Lock™

Physical

Breakaway No
 Circuits (Loaded) 3
 Glow-Wire Compliant No
 Keying to Mating Part Yes
 Lock to Mating Part Yes
 Material - Metal Phosphor Bronze
 Material - Plating Mating Tin
 Material - Resin Nylon
 Number of Rows 1
 Orientation Vertical
 PC Tail Length (in) 0.138 In
 PC Tail Length (mm) 3.50 mm
 PCB Locator Yes
 PCB Retention Yes
 PCB Thickness Recommended (in) 0.062 In
 PCB Thickness Recommended (mm) 1.60 mm
 Packaging Type Tray
 Pitch - Mating Interface (in) 0.098 In
 Pitch - Mating Interface (mm) 2.50 mm
 Polarized to Mating Part Yes
 Polarized to PCB Yes
 Shrouded Fully
 Stackable No
 Temperature Range - Operating -40°C to +105°C
 Termination Interface: Style Through Hole

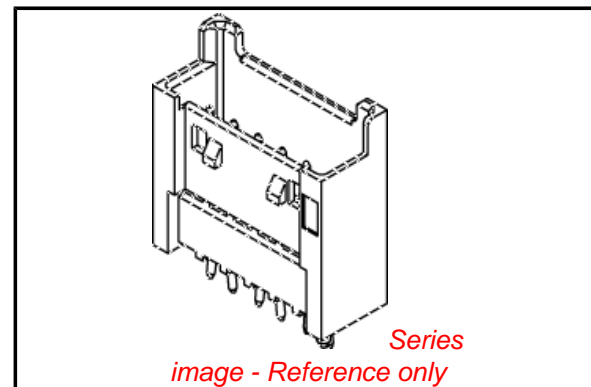
Electrical

Current - Maximum per Contact 3A
 Voltage - Maximum 250V

Material Info

Reference - Drawing Numbers

Product Specification PS-51103-006, PS-51103-024, RPS-51103-001, RPS-51103-003, RPS-51103-020, RPS-51103-035, RPS-51103-043, RPS-51103-049, RPS-51103-057, RPS-51163-001, RPS-51163-003
 Sales Drawing SD-53517-001



EU RoHS

**ELV and RoHS
Compliant**
**REACH SVHC
Contains SVHC: No**
**Halogen-Free
Status**

China RoHS



Not Reviewed

**Need more information on product
environmental compliance?**

Email productcompliance@molex.com
 For a multiple part number RoHS Certificate of Compliance, [click here](#)

Please visit the [Contact Us](#) section for any non-product compliance questions.

Search Parts in this Series

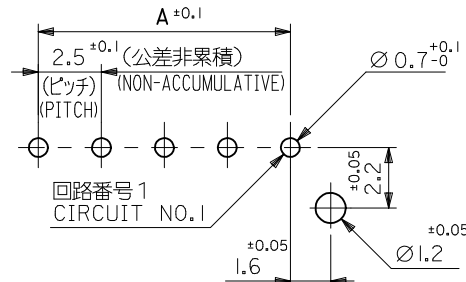
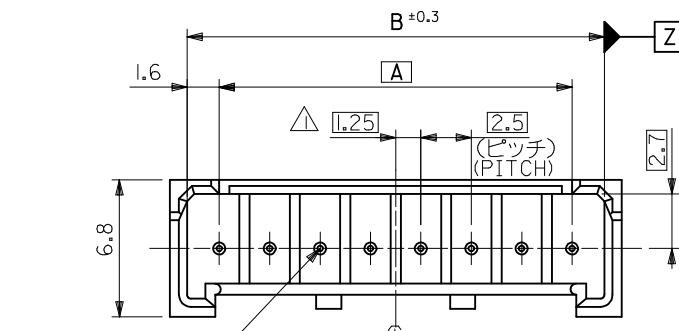
[53517Series](#)

Mates With

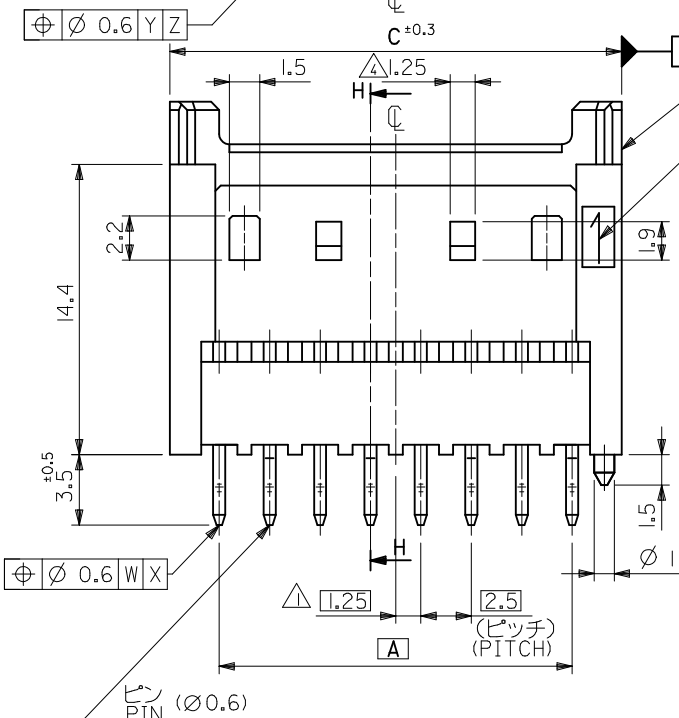
[51103 Crimp Housing](#), [50351 Crimp Terminal](#)

This document was generated on 04/16/2010

PLEASE CHECK WWW.MOLEX.COM FOR LATEST PART INFORMATION

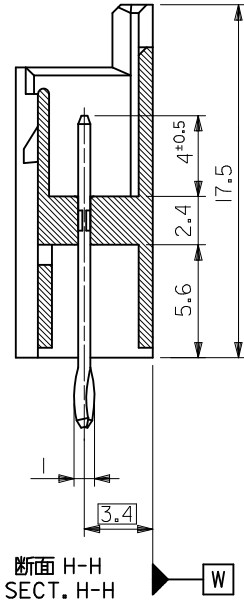


基板取付穴推奨寸法 (マウント面)
 RECOMMENDED P.C.BOARD HOLE DIMENSION
 (MOUNTING SIDE)
 (τ=1.6) (SCALE 5 : 1)



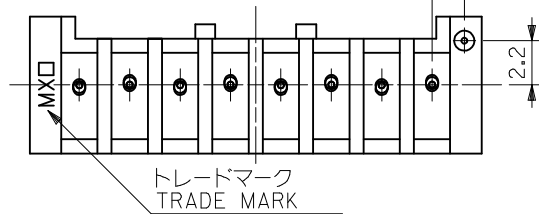
ウエハー
 WAFER
 NYLON66,UL94V-0

回路番号1
 CIRCUIT NO.1



断面 H-H
 SECT. H-H

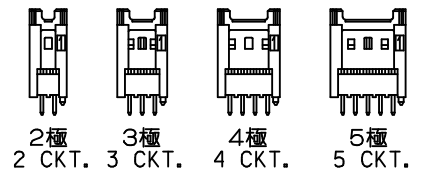
リン青銅、銅下地 錫メッキ
 PHOSPHOR BRONZE, TIN OVER COPPER PLATING



トレードマーク
 TRADE MARK

注記
 NOTES

- △ 偶数極品に適用。
 APPLIES ONLY TO EVEN NO. CKT. SIZES.
- 2. 嵌合相手 : 51103,51136 シリーズ
 MATES WITH : 51103,51136 SERIES.
- 3. ELV AND RoHS COMPLIANT.
- △ 2、3極品において、下記寸法とする。
 DIMENSIONS OF 2 AND 3 CKTS IS FOLLOWING.
- 2CKTS : NONE
 3CKTS : 1
- 5. MATERIAL
 WAFER PA, UL94V-0, COLOR : NATURAL
 PIN PHOSPHOR BRONZE, TIN OVER COPPER PLATING



ロック形状図
 LOCK CONFIGURATION

39.9	38.2	35	53517 - 1510	15
37.4	35.7	32.5	↑ - 1410	14
34.9	33.2	30	- 1310	13
32.4	30.7	27.5	- 1210	12
29.9	28.2	25	- 1110	11
27.4	25.7	22.5	- 1010	10
24.9	23.2	20	- 0910	9
22.4	20.7	17.5	- 0810	8
19.9	18.2	15	- 0710	7
17.4	15.7	12.5	- 0610	6
14.9	13.2	10	- 0510	5
12.4	10.7	7.5	- 0410	4
9.9	8.2	5	- 0310	3
7.4	5.7	2.5	53517 - 0210	2
C	B	A	TRAY PACKAGE ORDER NO.	極数 NO. OF CKTS.

REVISED EC NO: J2010-0837 DRWN:TKON 2009/10/26 CHKD:KASAKAWA 2009/10/26 APPR:NUKITA 2009/10/26	GENERAL TOLERANCES (UNLESS SPECIFIED)		DIMENSION STYLE MM ONLY		SCALE 4:1	DESIGN UNITS METRIC		THIRD ANGLE PROJECTION		
	10 UNDER ±0.3 10 OVER 30 UNDER ±0.25 30 OVER ±0.2	ANGULAR ±3 ° DRAFT WHERE APPLICABLE MUST REMAIN WITHIN DIMENSIONS		DRAWN BY DATE K. TOJO 1994/05/16		CHECKED BY DATE S. KUNISHI 1994/05/16		TITLE 2.5 WIRE TO BOARD CONN. WAFER ASSY -LEAD FREE-		MOLEX INCORPORATED DOCUMENT NO. SD-53517-001 SHEET NO. 1 OF 1
	APPROVED BY DATE M. FUKUSHIMA 1994/05/16		MATERIAL NO. SEE TABLE		THIS DRAWING CONTAINS INFORMATION THAT IS PROPRIETARY TO MOLEX INCORPORATED AND SHOULD NOT BE USED WITHOUT WRITTEN PERMISSION					
	REV D		DESCRIPTION		SIZE A3					