



60 Amp Glass Passivated Standard Rectifiers

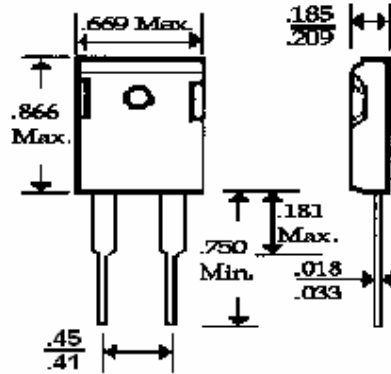
Description

Mechanical Dimensions

FGP6007



TO-247AC(TO-3P-2L)



(Dimensions in inches)

Feature

- Very Low Forward Voltage Drop
- High Current Capability
- High Reliability
- High Surge Current Current capability
- Outline Free Pb

Mechanical Data

- Case: TO-247AC Molded Plastic
- Epoxy: UL94-V Rate Flame Retardant
- Terminals: Lead Solderable per MIL-STD-202 Method 208 Guaranteed
- Weight: 5.2grams(approx.)

Max Ratings at Ta=25C Unless Otherwise Specified

Characteristic	Symbol	FGP6007	Unit
Peak Repetitive Reverse Voltage	Vrrm	1000	V
working Peak Reverse Voltage	Vrwm	1000	V
DC Blocking Voltage	Vdc	1000	V
RMS Reverse Voltage	Vr(rms)	700	V
Forward Continuous Current	IF(AV)	60	A
non-Repetitive peak Surge Current 10ms Sine pulse, rated Vrrm applied	IFSM	950	A
Max Forward Voltage IF=60A/11A @25C	Vf	1.00/0.84	V
Max Forward Voltage IF=60A/11A @150C		0.87/0.66	
Reverse Leakage Current WITH Vr @ 25C/150C	Ir	10/500	uA
Operating & Storage Temp. Range	Tj/Ts	-40~+175 / -40~+175	C
Thermal Resistance Junction to Case	Rthjc	1.2	C/W
Thermal Resistance Case to Heatsink	Rthcs	1.1	C/W
Thermal Resistance Junction to Ambient	Rthja	40	C/W

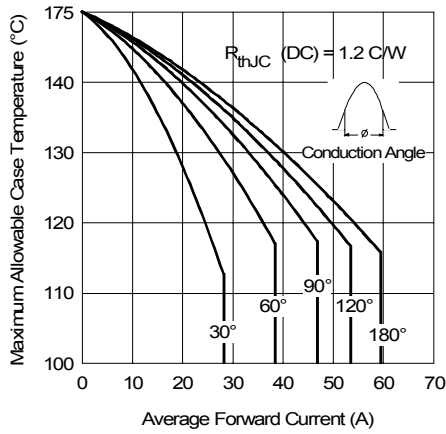


Fig. 1 - Current Rating Characteristics

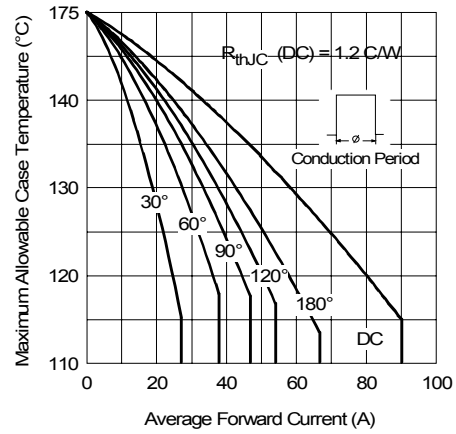


Fig. 2 - Current Rating Characteristics

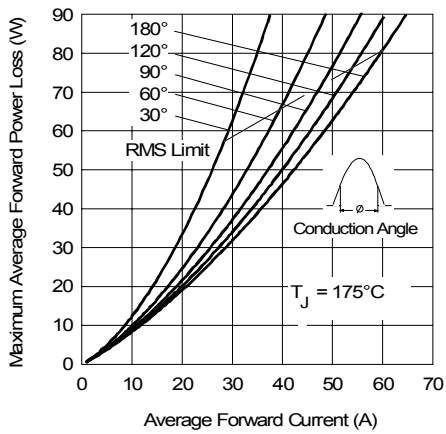


Fig. 3 - Forward Power Loss Characteristics

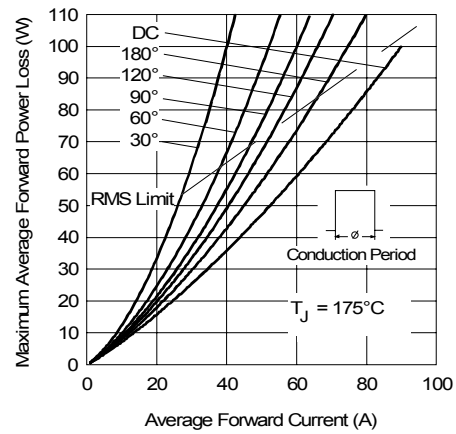


Fig. 4 - Forward Power Loss Characteristics

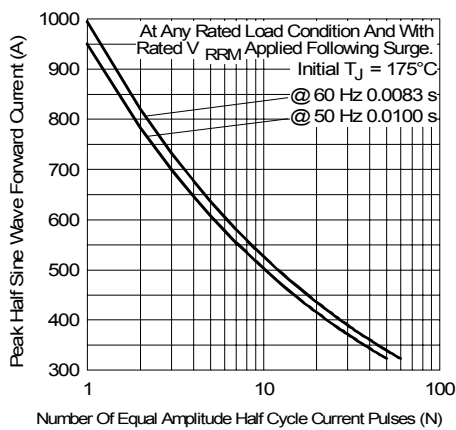


Fig. 5 - Maximum Non-Repetitive Surge Current

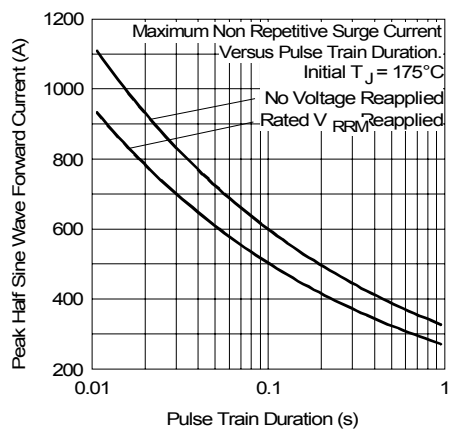


Fig. 6 - Maximum Non-Repetitive Surge Current

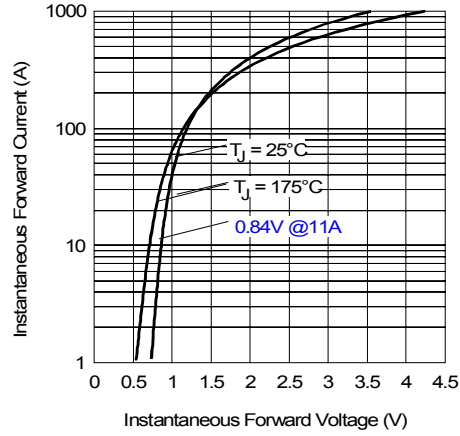


Fig. 7 - Forward Voltage Drop Characteristics

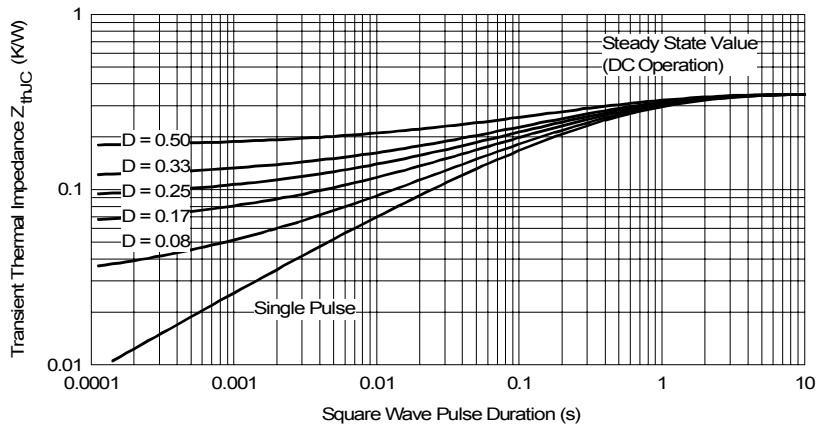


Fig. 8 - Thermal Impedance Z_{thJC} Characteristics