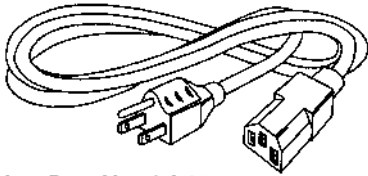


Accessories

**General**



**Line Cord — Part No. GA400**

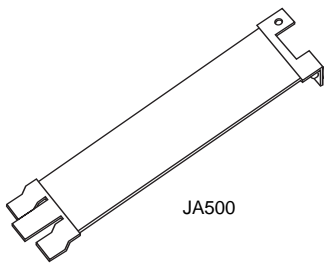
7 1/2 foot, 3-conductor line cord to mate with models with in the catalog. 1250 watt, 10A - 125 VAC SVT, Black, UL, CSA.

Not recommended for patient care applications due to leakage current of the line cord.

**Insulating Boot — Part No. FA601**

Plastic shroud to cover back of IEC connector style filters with style 1 terminals for EC, ED, EEA, EEB, EEJ, EF Series.

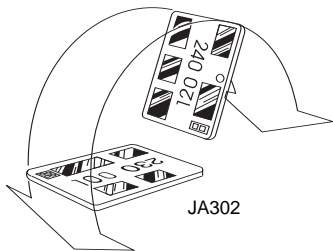
**J Series - Voltage Selecting and Fused Connector**



JA500

**Tool — Part No. JA500**

Extractor tool for removal and insertion of voltage selector card in J series.



JA302

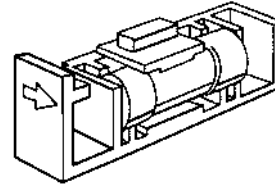
**Voltage Card — Part No. JA302**

Two-voltage selection card for use with J series. Marked 115V/230V.

**Voltage Card — Part No. JA304**

Four-voltage selection card for use with J series. Marked 110V/120V/220V/240V. One JA304 comes standard with each J series module.

**L Series - Power Entry Modules**



**Fuseholder — Part No. LA200**

Accommodates one 1/4" x 1-1/4" North American fuse for L series only.

**Fuseholder — Part No. LA201**

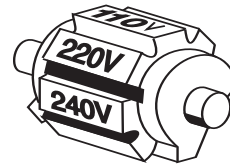
Accommodates one 5 x 20mm metric fuse for L series only.

**Voltage Wheel — Part No. LA302**

Two-voltage selection drum for use with HL4 and DL4 models. Marked 115V/230V.

**Voltage Wheel — Part No. LA303**

Three-voltage selection drum or use with HL4 and DL4 models. Marked 110V/220V/240V.



**Voltage Wheel — Part No. LA304**

Four-voltage selection drum for use with HL4 and DL4 models. Marked 100V/120V/220V/240V. One LA304 comes standard with each HL4 and DL4 model.

**Blank — Part No. LA400**

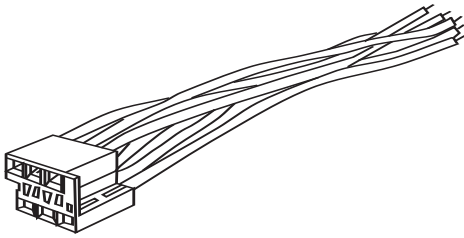
Blank to replace switch in single voltage selection models. DL1 and HL1 models.

**Insulating Boot — Part No. LA601**

Plastic shroud to cover back of EDL and EHL power entry modules preventing inadvertent access.

Accessories (Continued)

**M Series - Power Entry Modules**



**Assembly — Part No. MA100**

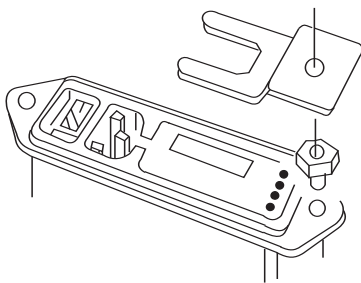
Power interconnect assembly for voltage select models of the M series. Simplifies connection of power entry module to power supply. Designed for use with either filtered or unfiltered voltage selection models. 8.5" wire leads.

**Part No. MA101** - Plug Only

**Part No. MA102** - Pins on Strips

**Part No. MA103** - Pins on Reel (7,000 pins)

**Part No. MA104** - Pins Only

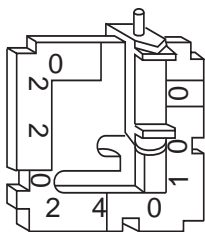


**Assembly — Part No. MA400**

Medical safety bracket kit for use with HM models. Bracket allows customer to undergo UL544 abnormal condition testing without removal of fuse(s) in power entry module.

**Part No. MA401** - Bracket Only

**Part No. MA402** - Standoff Only

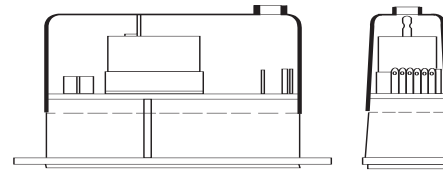


**Voltage Card — Part No. MA302**

Two-voltage selection capability for use with M series power entry modules. Marked 120V/240V. One MA302 comes standard with two-voltage M series modules.

**Voltage Card — Part No. MA304**

Four-voltage selection capability for use with M series power entry modules. Marked 100V/120V/230V/240V. One MA304 comes standard with four-voltage M series modules.



**Insulating Boot — Part No. MA601**

Plastic shroud to cover back of VM and EFM power entry modules preventing inadvertent access to tracings.

**Part No. MA601** - fits M4S versions

**Part No. MA602** - fits M1S versions

**Part No. MA603** - fits M4 versions

**Part No. MA604** - fits M1 versions

**P Series**

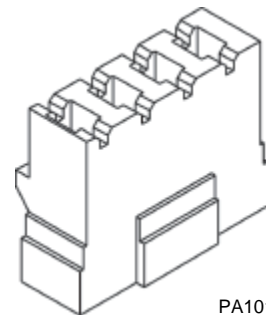
**Assembly — Part No. PA100**

Power connector assembly for voltage select modules of the P series. Simplifies the connection of power entry module to power supply. Designed for use with either filtered or unfiltered modules. Includes 6 inch wires (4).

**Part No. PA101** - Plug Only

**Part No. PA102** - Pins Only

**Part No. PA105** - Same as PA100, except has 2 wires for no voltage selection models



PA101

**J Extender — Part No. PA400**

Extends P series module to fit J panel cutout. Cannot be used with B shield.

**L Extender — Part No. PA410**

Extends P series width to fit L panel cutout (use two per module). Unshielded versions only.

**C Extender — Part No. PA420**

Extends P series height by .20"