

RoHS


bel

3AB Apr2013D

Type 3AB / 3ABP
Fast Blow Fuse Series

6 x 32 mm Ceramic Tube
RoHS 6 Compliant

HF **Pb** 3AB / 3ABP Series, 6 x 32mm Fast Blow Fuse



Description

6x32mm Fast Blow, ceramic tube body cartridge fuse designed, approved and complied with UL and CSA standard 248-14.

Features

- Meet UL and CSA standard 248-14
- Wide operating temperature range
- Bulk and Tape & Reel packing available
- RoHS6 compliant
- Halogen Free
- Leadfree

Applications

Provide individual protection for components or internal circuits.

- Power Supplies
- Battery charger
- Monitor
- Adapter

LEAD FREE = **Pb**

HALOGEN FREE = **HF**

Electrical Characteristics (UL / CSA STD.248-14)

Testing Current	Blow Time		Amp Range
	Minimum	Maximum	
100%	4 Hrs.	N/A	100mA - 20A
135%	N/A	1 Hr	100mA - 10A
200%	N/A	5 sec	100mA - 10A
	N/A	120 sec	12A - 20A

Safety Agency Approvals

SAFETY AGENCY	SAFETY AGENCY CERTIFICATE NUMBER	AMPERE RANGE / VOLT @ I.R.ABILITY
	E20624	100mA -1A / 250V AC @35A >1A - 3.5A / 250V AC @100A >3.5A - 10A / 250V AC @200A 100mA - 10A / 125V AC @10,000A
	LR39772	
	E20624	>10A -15A / 250V AC @750A >15A - 20A / 250V AC @1500A >10A - 20A / 125V AC @10,000A
	JET 1037-31003-1010 JET 1037-31003-1011	1A - 5A / 125V AC @500A
	JET 1037-31003-1007	>5A - 15A / 125V AC @300A
		100mA -1A / 250V AC @35A >1A - 3.5A / 250V AC @100A >3.5A - 10A / 250V AC @200A 100mA - 10A / 125V AC @10,000A >10A -15A / 250V AC @750A >15A - 20A / 250V AC @1500A >10A - 20A / 125V AC @10,000A

Specifications subject to change without notice

Type 3AB / 3ABP Fast Blow Fuse Series

6 x 32 mm Ceramic Tube
RoHS 6 Compliant



bel

3AB Apr2013D

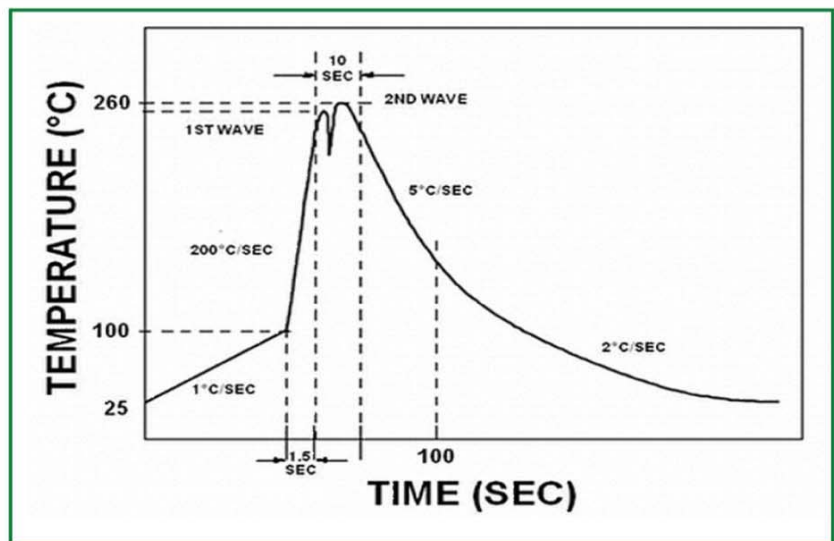
Electrical Specifications

Catalog Number	Ampere Rating	Typical Cold Resistance (ohm)	Volt-drop @100% In (Volt) Max.	Voltage Rating (V)	Interrupting Rating	Melting I ² T <10 m Sec (A ² Sec)	Melting I ² T @ 10 In (A ² Sec)	Maximum Power Dissipation (W)	Agency Approvals			
									UL US	SP	PS E	CE
3AB(P) 100-R	100mA	11.3	4.62	250	100mA - 1A / 250V AC @35A >1A - 3.5A / 250V AC @100A >3.5A - 10A / 250V AC @200A 100mA - 10A / 125V AC @10,000A >10A - 15A / 250V AC @750A >15A - 20A / 250V AC @1500A >10A - 20A / 125V AC @10,000A	0.002	0.002	0.59	Y	Y		Y
3AB(P) 125-R	125mA	10.5	5.18	250		0.004	0.003	0.74	Y	Y		Y
3AB(P) 160-R	160mA	7.26	4.85	250		0.008	0.005	0.87	Y	Y		Y
3AB(P) 200-R	200mA	5.00	4.38	250		0.014	0.010	1.02	Y	Y		Y
3AB(P) 250-R	250mA	3.42	4.05	250		0.025	0.017	1.19	Y	Y		Y
3AB(P) 300-R	300mA	2.52	3.54	250		0.044	0.032	1.40	Y	Y		Y
3AB(P) 375-R	375mA	1.86	3.35	250		0.071	0.050	1.58	Y	Y		Y
3AB(P) 500-R	500mA	1.19	3.17	250		0.14	0.10	1.92	Y	Y		Y
3AB(P) 750-R	750mA	0.257	0.36	250		0.75	0.74	0.30	Y	Y		Y
3AB(P) 1-R	1A	0.155	0.28	250		1.4	1.4	0.37	Y	Y	Y	Y
3AB(P) 1.25-R	1.25A	0.114	0.27	250		2.5	2.5	0.44	Y	Y	Y	Y
3AB(P) 1.6-R	1.6A	0.085	0.27	250		4.2	4.4	0.51	Y	Y	Y	Y
3AB(P) 2-R	2A	0.057	0.22	250		7.2	7.6	0.59	Y	Y	Y	Y
3AB(P) 2.5-R	2.5A	0.043	0.21	250		12	13	0.70	Y	Y	Y	Y
3AB(P) 3-R	3A	0.033	0.17	250		21	23	0.83	Y	Y	Y	Y
3AB(P) 3.5-R	3.5A	0.027	0.18	250		28	31	0.91	Y	Y	Y	Y
3AB(P) 4-R	4A	0.024	0.17	250		36	40	1.00	Y	Y	Y	Y
3AB(P) 5-R	5A	0.018	0.16	250		63	70	1.20	Y	Y	Y	Y
3AB(P) 6-R	6A	0.014	0.15	250		107	123	1.40	Y	Y	Y	Y
3AB(P) 7-R	7A	0.012	0.16	250		141	162	1.60	Y	Y	Y	Y
3AB(P) 8-R	8A	0.010	0.15	250	184	214	1.70	Y	Y	Y	Y	
3AB(P) 10-R	10A	0.008	0.13	250	316	372	2.00	Y	Y	Y	Y	
3AB(P) 12-R	12A	0.009	0.19	250	501	597	2.30	Y	Y	Y	Y	
3AB(P) 15-R	15A	0.007	0.17	250	845	1023	2.70	Y	Y	Y	Y	
3AB(P) 20-R	20A	0.004	0.15	250	1598	1968	3.00	Y	Y	Y	Y	

Consult manufacturer for other ratings

Soldering Parameters

Lead-free Wave Soldering Profile	
Wave Soldering Parameter	
Average ramp-up rate	200°C / second
Heating rate during preheat	typical 1 - 2°C / second Max. 4°C / second
Final preheat temperature	within 125°C of soldering temperature
Peak temperature T _p	260°C
Time within +0°C / -5°C of actual peak temperature	10 seconds
Ramp-down rate	5°C / second max.



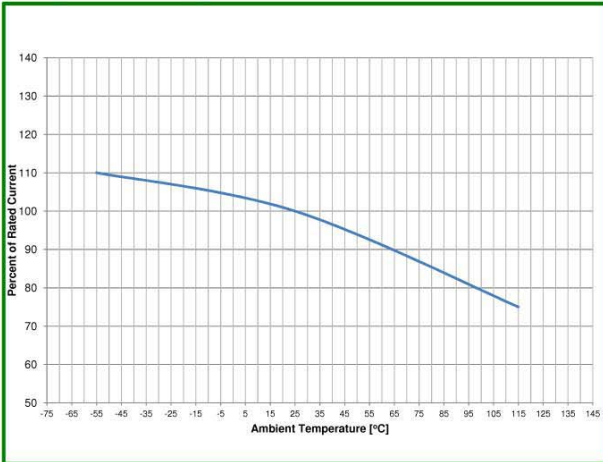
Type 3AB / 3ABP
Fast Blow Fuse Series

6 x 32 mm Ceramic Tube
RoHS 6 Compliant

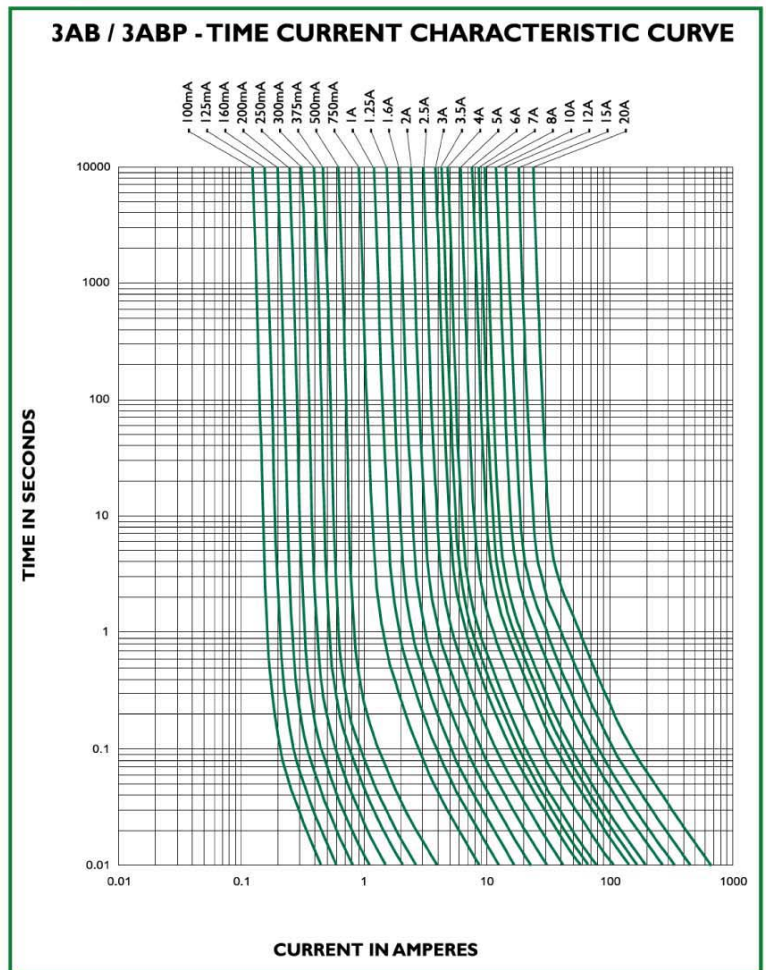


3AB Apr2013C

Temperature Derating Curve



Average Time Current Curve



Environmental Specifications

Shock Resistance	MIL-STD-202G, Method 213B, Test Condition I (100 G's peak for 6 milliseconds; Sawtooth Waveform)
Vibration Resistance	MIL-STD-202G, Method 201A (10-55 Hz, 0.06 inch, total excursion).
Salt Spray Resistance	MIL-STD-202G, Method 101E, Test condition B (48 hrs).
Insulation Resistance	MIL-STD-202G, Method 302, Test Condition A (After Opening) 10,000 ohms minimum.
Solderability	MIL-STD-202G, Method 208H
Resistance to solder Heat	MIL-STD-202G Method 210F, Test Condition B. (260+/-5 °C, 10+/-1 sec)
Thermal Shock	MIL-STD-202G, Method 107G, Test Condition B (-65 °C to +125 °C).
Operating Temperature	-55 °C to +125 °C
Terminal Strength	IEC-68-2-21

Type 3AB / 3ABP Fast Blow Fuse Series

6 X 32 mm Ceramic Tube
RoHS 6 Compliant



3AB Apr2013D

Physical Specifications

Materials	Body : Ceramic
	Cap : Nickel Plated Brass Caps
	Leads: Matte Tin Plated Copper
Marking	On Fuse:
	"bel" , "3AB" , " Current Rating" ,"Voltage Rating" ,
	"Appropriate Safety Logos" , " ✓ "(RoHS 6 compliant)
	On label:
	"bel" , "3AB" , or "3ABP" ,"Current Rating" ,"Voltage Rating" ,"Interrupting Rating" , "Appropriate Safety Logos" and " M " , " e "(China RoHS compliant).

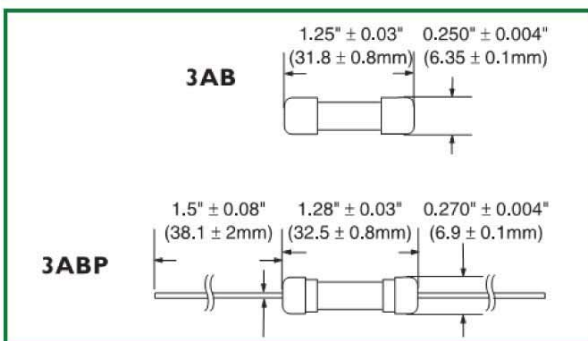
Fuse FGNO Explanation

06XX-XXXXX-XX, [XXXX]=Ampere Rating

Fraction	Decimal	Milliamps	Bel FGNO[XXXX]
1/32	.032	32	0032
1/25	.040	40	0040
1/20	.050	50	0050
1/16	.063	63	0063
8/100	.080	80	0080
1/10	.100	100	0100
1/8	.125	125	0125
15/100	.150	150	0150
	.160	160	0160
2/10	.200	200	0200
1/4	.250	250	0250
3/10	.300	300	0300
	.315	315	0315
3/8	.375	375	0375
4/10	.400	400	0400
1/2	.500	500	0500
6/10	.600	600	0600
	.630	630	0630
7/10	.700	700	0700
3/4	.750	750	0750
8/10	.800	800	0800

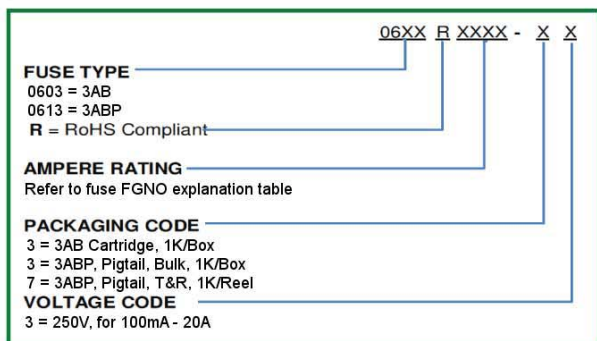
Fraction	Decimal	Amps	Bel FGNO[XXXX]
	1.0	1	1000
1-1/4	1.25	1.25	1250
1-1/2	1.50	1.5	1500
	1.60	1.6	1600
	2.0	2	2000
2-1/4	2.25	2.25	2250
2-1/2	2.5	2.5	2500
	3.0	3	3000
	3.15	3.15	3150
3-1/2	3.5	3.5	3500
	4.0	4	4000
	5.0	5	5000
	6.0	6	6000
	6.3	6.3	6300
	7.0	7	7000
7-1/2	7.5	7.5	7500
	8.0	8	8000
		10	9100
		12	9120
		15	9150
		20	9200
		25	9250
		30	9300

Mechanical Dimensions



*Diameter of lead wire 0.040" for all rating

Ordering Information



Specifications subject to change without notice

Packaging

Packaging Option	Packaging Specification	Quantity	Packaging Code	Inside Tape Spacing
Bulk	N/A	1000	33	N/A
Bulk (Pigtail Type)	N/A	1000	33	N/A
Tape & Reel, 10 mm Pitch	EIA-296-F	1000	73	73

CORPORATE OFFICE

Bel Fuse Inc.
 206 Van Vorst Street
 Jersey City, NJ 07302
 Tel 201-432-0463
 Fax 201-432-9542
 E-Mail: belfuse@belf.com
 Website: www.belfuse.com

FAR EAST OFFICE

Bel Fuse Ltd.
 8/F Luk Hop Industrial Building
 8 Luk Hop Street
 San Po Kong
 Kowloon, Hong Kong
 Tel 852-2328-5515
 Fax 852-2352-3706

EUROPE OFFICE

Bel Fuse Europe Ltd.
 Preston Technology Management Centre
 Marsh Lane, Suite F15
 Preston, Lancashire, PR1 8UQ
 United Kingdom
 Tel 44-1772-556601
 Fax 44-1772-561008

EUROPE

Bel Stewart GmbH
 Industriestrasse 20
 61381 Friedrichsdorf
 Germany
 Tel 49-6172-9552-0
 Fax 49-6172-9552-40