

Customer Information Sheet

DRAWING No. D75XXX-XX

SHEET 2 OF 2

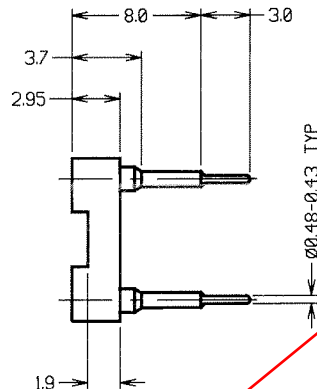
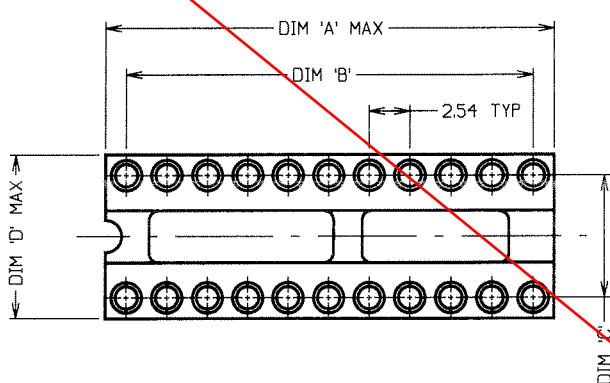
IF IN DOUBT - ASK

(C)

NOT TO SCALE

THIRD ANGLE PROJECTION

ALL DIMENSIONS IN mm



ORDER CODE:
D75XXX-XX

PITCH (SEE TABLE)
No. OF WAYS
FINISH
01 - TIN SHELL, GOLD CLIP
T6 - TIN SHELL, 90/10 TIN/LEAD CLIP

OBSOLETE

- NOTES:
1. RECOMMENDED MOUNTING HOLE SIZE = Ø0.80mm.
2. STYLE REFERS TO NUMBER OF CENTRE BARS ONLY.

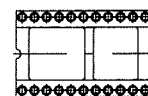
PART No.	No. OF WAYS	STYLE (SEE NOTE 2)	DIM 'A'	DIM 'B'	DIM 'C'	DIM 'D'
D75006-XX	6	1	7.62	5.08	7.62	10.16
D75008-XX	8	1	10.16	7.62	7.62	10.16
D75014-XX	14	1	17.78	15.24	7.62	10.16
D75016-XX	16	1	20.32	17.78	7.62	10.16
D75018-XX	18	1	22.86	20.32	7.62	10.16
D75020-XX	20	2	25.40	22.86	7.62	10.16
D75022-XX	22	2	27.94	25.40	10.16	12.70
D75A22-XX	22	2	27.94	25.40	7.62	10.16
D75024-XX	24	2	30.48	27.94	15.24	17.78
D75A24-XX	24	1	30.48	27.94	7.62	10.16
D75B24-XX	24	2	30.48	27.94	10.16	12.70
D75028-XX	28	2	35.62	33.02	15.24	17.78
D75032-XX	32	2	40.64	38.10	15.24	17.78
D75040-XX	40	3	50.80	48.26	15.24	17.78
D75048-XX	48	3	60.86	58.42	22.86	25.28
D75A48-XX	48	3	60.86	58.42	15.24	17.78
D75064-XX	64	3	81.28	78.74	22.86	25.28

SPECIFICATION:
MATERIAL:
MOULDING = GLASS-FILLED POLYESTER UL94V-0
CONTACT SHELL = BRASS
CONTACT CLIP = BERYLLIUM COPPER
FINISH:
01 = 4µ TIN SHELL, 0.1µ GOLD CLIP
T6 = 4µ TIN SHELL, 1.3µ 90/10 TIN/LEAD CLIP
ELECTRICAL:
CURRENT RATING = 1 AMP MAX
VOLTAGE RATING = 100V AC, 150V DC
CONTACT RESISTANCE = 10 MILLIOHMS MAX
INSULATION RESISTANCE = 10,000 MEGOHMS MIN
DIELECTRIC STRENGTH = 1,000V AC MIN
MECHANICAL:
INITIAL INSERTION FORCE = 3N MAX (Ø0.43mm GAUGE)
INITIAL WITHDRAWAL FORCE = 0.5N MIN (Ø0.43mm GAUGE)
DURABILITY = 100 CYCLES MIN
ENVIRONMENTAL:
OPERATING TEMPERATURE = -55°C TO +125°C
FOR COMPLETE SPECIFICATION, SEE COMPONENT SPECIFICATION C004XX (LATEST ISSUE).

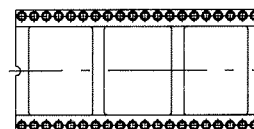
SEE NOTE 2



STYLE '1'



STYLE '2'



STYLE '3'

2	01.12.99	5129
ISS.	DATE	C/NOTE
APPROVED:		
CHECKED:		
DRAWN: J. KEIR		
CUSTOMER REF.:		
ASSEMBLY DRG.:		

HARWIN

HARWIN INC U.S.A. TEL: (812) 285 0055 FAX: (812) 285 0056	HARWIN PLC UK. TEL: 01705 370451 FAX: 01705 314590	HARWIN PTE SINGAPORE TEL: 65 7794909 FAX: 65 7793868
--	---	---

THIS DRAWING AND ANY INFORMATION OR DESCRIPTIVE MATTER SET OUT HEREON ARE CONFIDENTIAL AND COPYRIGHT PROPERTY OF THE HARWIN GROUP AND MUST NOT BE DISCLOSED, LOANED, COPIED OR USED FOR MANUFACTURING, TENDERING OR FOR ANY OTHER PURPOSE WITHOUT THEIR WRITTEN PERMISSION.

TOLERANCES
X. = ±1mm
X.X = ±0.25mm
X.XX = ±0.10mm
X.XXX = ±0.01mm
ANGLES = ±1°
UNLESS STATED

MATERIAL:
SEE ABOVE
FINISH: SEE ABOVE
S/AREA: mm²

TITLE:
EXTENDED I.C. SOCKET ASSY
DRAWING NUMBER:
D75XXX-XX
SHT 2 OF 2