

30KPA SERIES

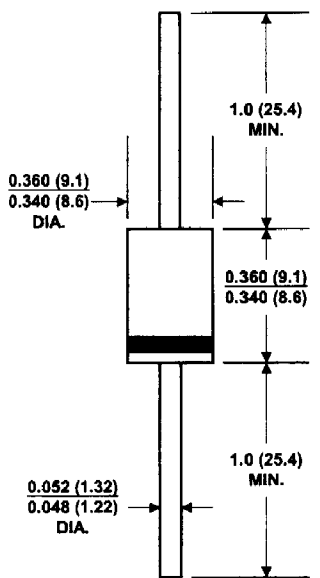
STAND-OFF VOLTAGE-30 TO 288 Volts 30000 Watt Peak Pulse Power

FEATURES

- ⊙ Plastic package
- ⊙ Glass passivated junction
- ⊙ 30000W Peak Pulse Power capability on 10/1000 μ s waveform
- ⊙ Excellent clamping capability
- ⊙ Repetition rate (duty cycle):0.05%
- ⊙ Low incremental surge resistance
- ⊙ Fast response time: typically less than 1.0ps from 0 Volts to BV
- ⊙ (9.5mm) lead length, 5lbs., (2.3kg) tension

MECHANICAL DATA

- Case:** Molded plastic over glass passivated junction
Terminal: Plated Axial leads, solderable per MIL-STD-750 Method 2026
Polarity: Color band denotes positive end (cathode) except Bipolar
Mounting Position: Any
Weight: 0.07ounce, 2.3gram



DEVICES FOR BIPOLAR APPLICATION

For Bidirectional use C or CA Suffix for types 30KPA30 thru types 30KPA288 (e.g. 30KPA30C , 30KPA288CA)
 Electrical characteristics apply in both directions

MAXIMUM RATINGS AND CHARACTERISTICS

Ratings at 25 $^{\circ}$ C ambient temperature unless otherwise specified.

RATING	SYMBOL	VALUE	UNITS
Peak Pulse Power Dissipation on 10/1000 μ s waveform	P_{PPM}	Minimum 30000	Watts
Peak Pulse Current of on 10/1000 μ s waveform	I_{PPM}	SEE TABLE 1	Amps
Steady State Power Dissipation at $T_L = 75^{\circ}C$, Lead lengths.375",(9.5mm)	$P_{M(AV)}$	8	Watts
Peak Forward Surge Current,1/20 second / 25 $^{\circ}$ C (JEDEC Method)	I_{FSM}	400	Amps
Operating junction and Storage Temperature Range	T_J, T_{STG}	-55 to + 175	$^{\circ}C$

New Jersey Semi-Conductor Products, Inc.

20 STERN AVE.
 SPRINGFIELD, NEW JERSEY 07081
 U.S.A.

TELEPHONE: (973) 376-2922
 (212) 227-6005
 FAX: (973) 376-8960

30000 Watt TVS

UNI-POLAR	BI-POLAR	REVERSE STANDOFF VOLTAGE V_{RWM} (V)	BREAKDOWN VOLTAGE V_{BR} (V) MIN. @ I_T	TEST CURRENT (I_T) mA	MAXIMUM CLAMPING VOLTAGE @ I_{PP} V_c (V)	PEAK PULSE CURRENT I_{PP} (A)	REVERSE LEAKAGE @ V_{RWM} I_R (μA)
30KPA28A	30KPA28CA	28.00	31.3	50	50.0	606.0	5000
30KPA30A	30KPA30CA	30.00	33.5	50	55.2	548.9	5000
30KPA33A	30KPA33CA	33.00	36.9	50	58.5	517.2	5000
30KPA36A	30KPA36CA	36.00	40.2	50	61.8	490.3	5000
30KPA39A	30KPA39CA	39.00	43.6	20	67.2	450.9	2000
30KPA42A	30KPA42CA	42.00	46.9	10	72.0	420.8	1000
30KPA43A	30KPA43CA	43.00	48.0	10	73.0	415.1	1000
30KPA45A	30KPA45CA	45.00	50.3	5	77.4	391.5	250
30KPA48A	30KPA48CA	48.00	53.6	5	81.6	371.3	150
30KPA51A	30KPA51CA	51.00	57.0	5	86.4	350.7	50
30KPA54A	30KPA54CA	54.00	60.3	5	91.4	331.5	20
30KPA58A	30KPA58CA	58.00	64.8	5	92.4	327.9	20
30KPA60A	30KPA60CA	60.00	67.0	5	102.0	297.1	15
30KPA64A	30KPA64CA	64.00	71.5	5	104.0	291.3	10
30KPA66A	30KPA66CA	66.00	73.7	5	107.0	283.2	10
30KPA70A	30KPA70CA	70.00	78.2	5	109.0	278.0	10
30KPA71A	30KPA71CA	71.00	79.3	5	111.5	271.7	10
30KPA72A	30KPA72CA	72.00	80.4	5	114.0	265.8	10
30KPA75A	30KPA75CA	75.00	83.8	5	119.4	253.8	10
30KPA78A	30KPA78CA	78.00	87.1	5	129.0	234.0	10
30KPA84A	30KPA84CA	84.00	93.8	5	139.2	217.7	10
30KPA90A	30KPA90CA	90.00	100.5	5	146.4	207.0	10
30KPA96A	30KPA96CA	96.00	107.2	5	156.0	194.2	10
30KPA102A	30KPA102CA	102.00	113.9	5	165.6	183.0	10
30KPA108A	30KPA108CA	108.00	120.6	5	175.2	172.9	10
30KPA120A	30KPA120CA	120.00	134.0	5	194.4	155.9	10
30KPA132A	30KPA132CA	132.00	147.4	5	213.0	142.3	10
30KPA144A	30KPA144CA	144.00	160.8	5	223.2	135.8	10
30KPA150A	30KPA150CA	150.00	167.6	5	233.4	129.8	10
30KPA156A	30KPA156CA	156.00	174.3	5	245.0	123.7	10
30KPA160A	30KPA160CA	160.00	178.7	5	252.6	120.0	10
30KPA168A	30KPA168CA	168.00	187.7	5	272.4	111.2	10
30KPA170A	30KPA170CA	170.00	189.9	5	275.0	110.2	10
30KPA180A	30KPA180CA	180.00	201.1	5	290.4	104.3	10
30KPA198A	30KPA198CA	198.00	221.2	5	319.8	94.7	10
30KPA216A	30KPA216CA	216.00	241.3	5	348.6	86.9	10
30KPA240A	30KPA240CA	240.00	268.1	5	387.0	78.3	10
30KPA258A	30KPA258CA	258.00	288.2	5	416.4	72.8	10
30KPA260A	30KPA260CA	260.00	290.4	5	416.0	72.8	10
30KPA270A	30KPA270CA	270.00	301.6	5	436.2	69.5	10
30KPA280A	30KPA280CA	280.00	312.8	5	464.0	65.3	10
30KPA288A	30KPA288CA	288.00	321.7	5	469.9	64.5	10
30KPA300A	30KPA300CA	300.00	333.0	5	483.0	62.0	10
30KPA350A	30KPA350CA	350.00	389.0	5	564.0	53.0	10
30KPA400A	30KPA400CA	400.00	444.0	5	644.0	46.0	10

For bidirectional type having V_{RWM} of 40 volts and less, the I_R limit is double
 For parts without A, the V_{BR} is $\pm 10\%$

Certified RoHS Compliant

30KPA Series Rating and Characteristic Curves

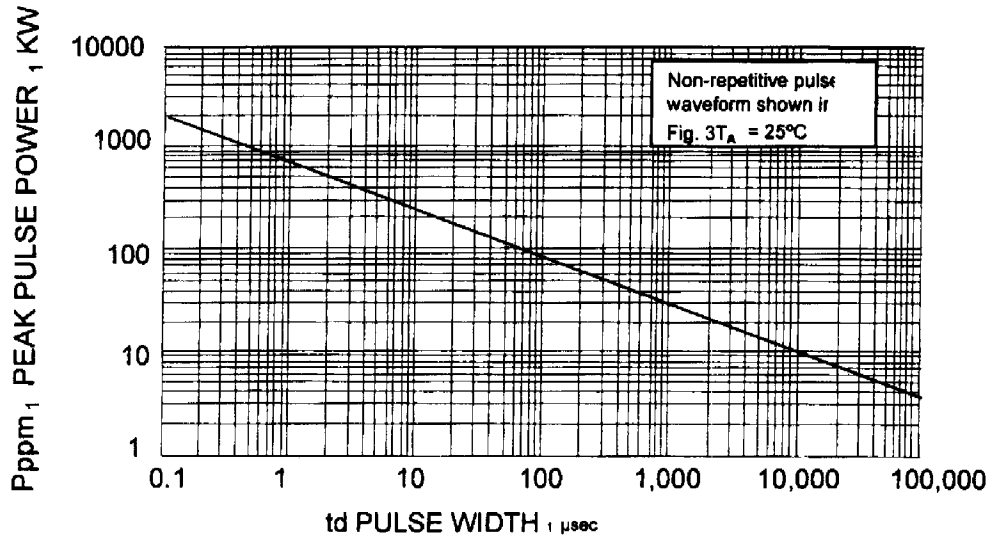


FIG. 1 PEAK PULSE POWER RATING

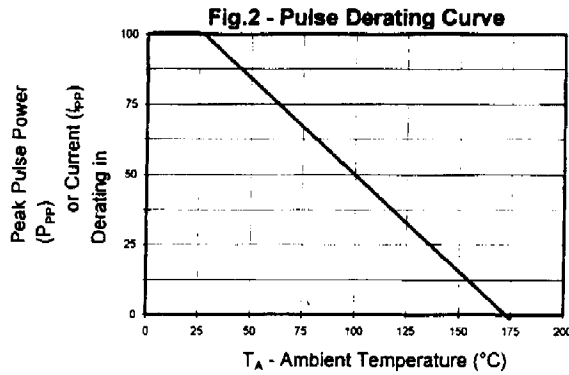


Fig.2 - Pulse Derating Curve

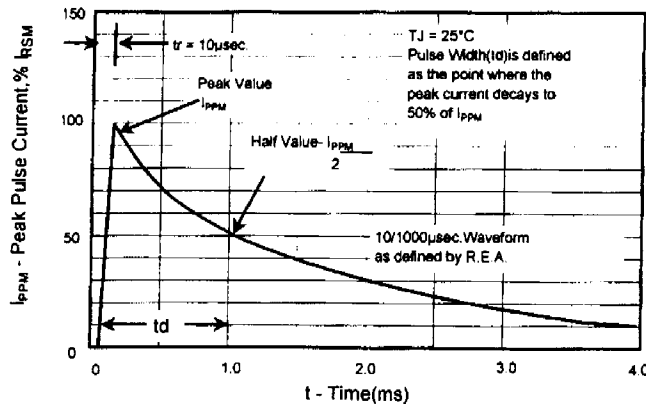


Fig.3 - Pulse Waveform