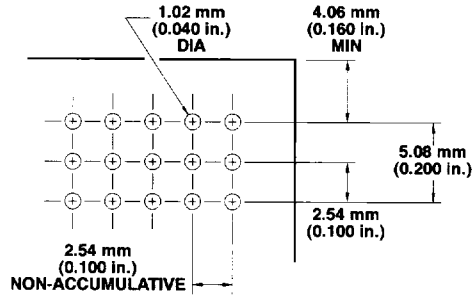
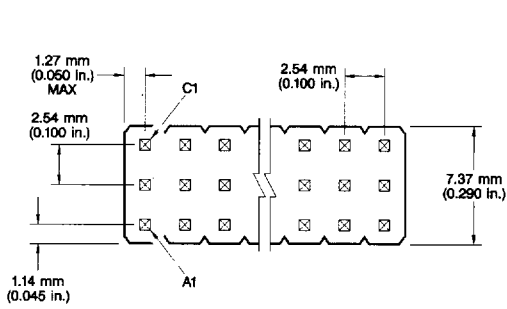
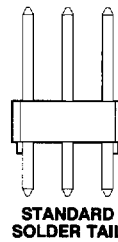
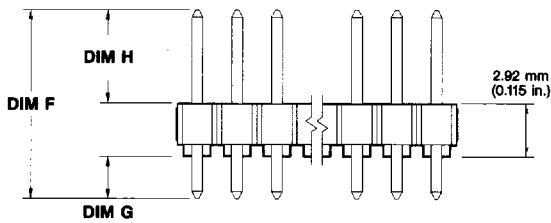


Description

Straight 3-Row BergStik® II Headers



RECOMMENDED HOLE PATTERN



A183386-0199 A

Base number specifies
pin length and style

These digits specify total number of
columns (3 through 36 available)

Ordering Data

□ □ □ □ - X Y Y H

This digit specifies
plating

High temperature plastic

0.76 μ m (30 μ in.) gold over 1.27 μ m (50 μ in.) nickel
0.38 μ m (15 μ in.) gold over 1.27 μ m (50 μ in.) nickel
1.27 μ m (50 μ in.) gold over 1.27 μ m (50 μ in.) nickel

-1YY
-2YY
-3YY

3.81 μ m (150 μ in.) tin-lead
0.38 μ m (15 μ in.) GXT™ over 1.27 μ m (50 μ in.) nickel
0.76 μ m (30 μ in.) GXT™ over 1.27 μ m (50 μ in.) nickel

-4YY
-5YY
-6YY

Plating

Part Numbers	Dimensions					
	H-Mating (Length Above Plastic)		G-Tail (Length Below Plastic)		F (Overall Pin Length)	
	mm	in.	mm	in.	mm	in.
78537-XYHH	5.84	0.230	2.41	0.095	11.18	0.440
68702-XYHH	5.84	0.230	3.05	0.120	11.81	0.465
78536-XYHH	5.84	0.230	3.81	0.150	12.57	0.495
95660-XYHH	6.35	0.250	6.35	0.250	15.62	0.615
78535-XYHH	8.08	0.318	3.05	0.120	14.05	0.553

Ordering data shown is for our standard product offering. for non-standard or custom products, contact your authorized Berg Electronics representative.