

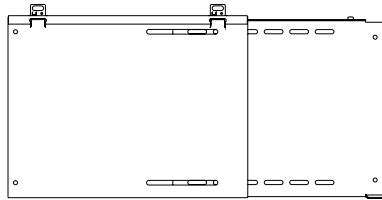


PART No. CWTL12


for more information visit
www.hammfg.com

Data subject to change without notice

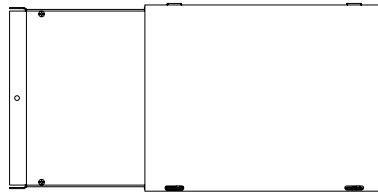
Isometric drawing Not to Scale



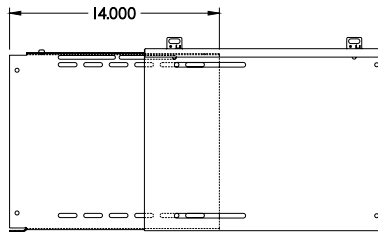
BACK VIEW



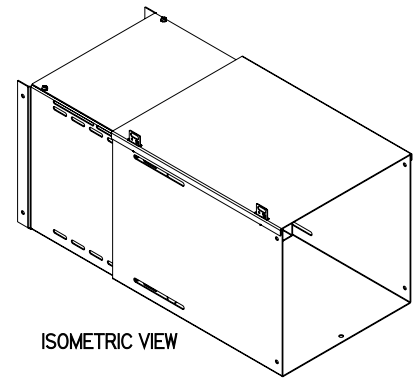
LEFT SIDE VIEW



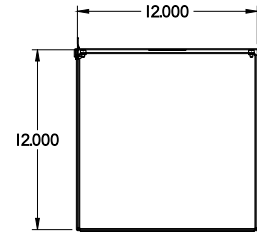
TOP VIEW




FRONT VIEW



ISOMETRIC VIEW



RIGHT SIDE VIEW



BOTTOM VIEW