


HRM2(H) Relay

1.COIL DATA

1-1.Nominal Voltage	3 VDC to 48 VDC
1-2.Coil Resistance	Refer to Table 1
1-3.Operate Voltage	Refer to Table 1
1-4.Release Voltage	Refer to Table 1
1-5.Nominal Power Consumption	540 mW to 720 mW



2.CONTACT DATA

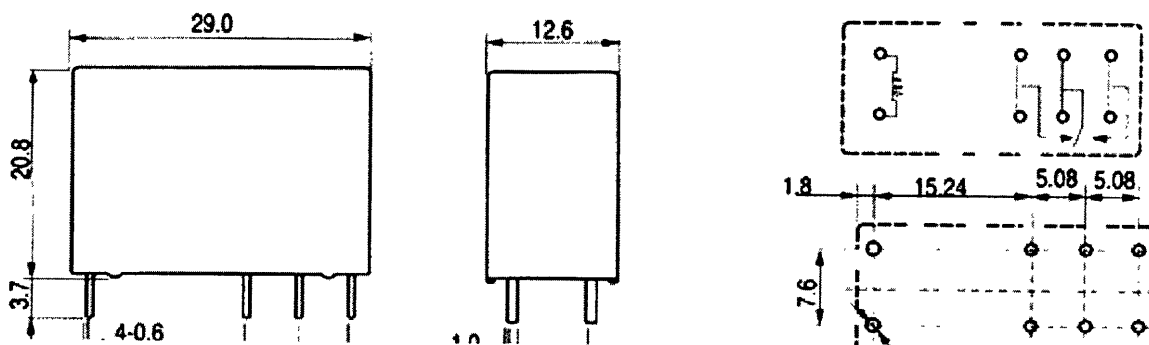
2-1.Contact Arrangement	1 Form C , 1 Form A , 1 Form B
2-2.Contact Material	AgCdo
2-3.Contact Rating	Resistive Load : 16A 240VAC / 30VDC Inductive Load : 8A 240VAD COS ϕ =0.4 8A 30VDC L/R=7ms
2-4.Max. Switching Voltage	150 VDC / 250 VAC
2-5.Max. Switching Current	16A
2-6.Max. Switching Power	3840 VA , 480W
2-7.Contact Resistance (Initial)	100 m Ω at 6 VDC 1A
2-8.Life Expectancy	Electrical 100,000 operations at nominal load
	Mechanical TV-8 120VAC 100,000 operations at COS ϕ =0.4 , L/R=7ms 10,000,000 operations

HRM2(H) Relay

3.GENERAL DATA

3-1.Insulation Resistance	Min.100M Ω at 500 VDC
3-2.Dielectric Strength	1,000VAC , 1min between open contacts 5,000VAC , 1min between contacts and coil
3-3.Operate Time	Max. 15ms
3-4.Release Time	Max. 8ms
3-5.Temperature Range	-30 to +55 μ æ (720 mW) -30 to +70 μ æ (540 mW)
3-6.Shock Resistance	10G
3-7.Vibration Resistance	10 - 55 Hz , Amplitude 1.5mm
3-8.Weight	13 gr.
3-9.Safety Standard	UL NO. E164730 TUV NO. R 9859088

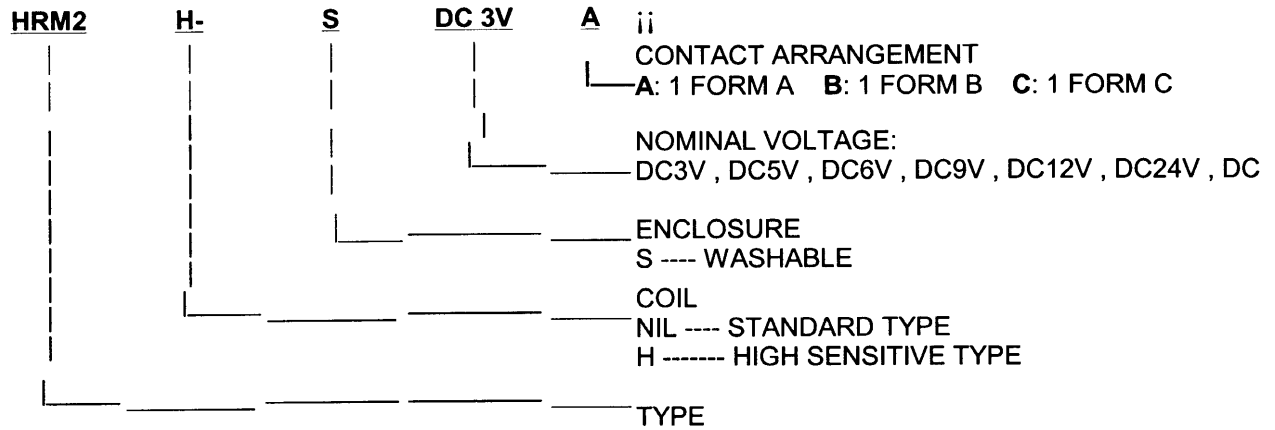
4.DIMENSIONS (in mm)





ii

5.ORDERING CODE

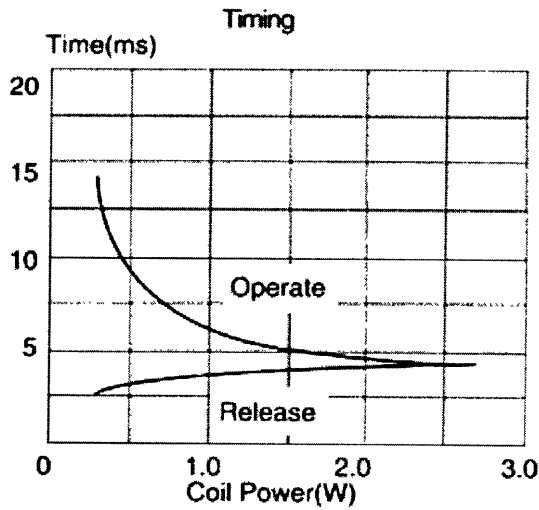


6.COIL DATA CHART

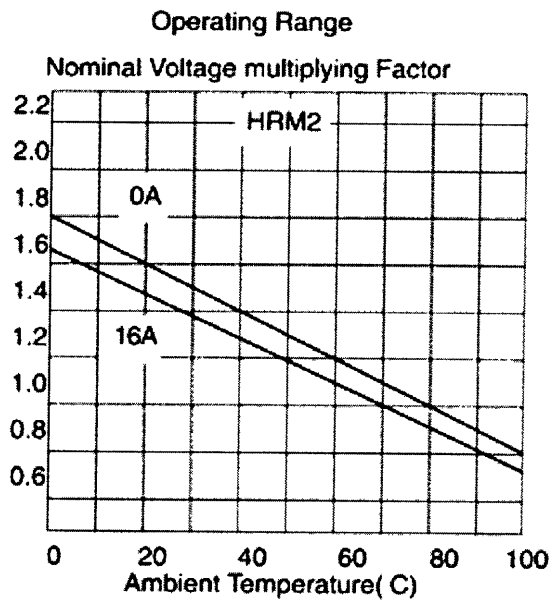
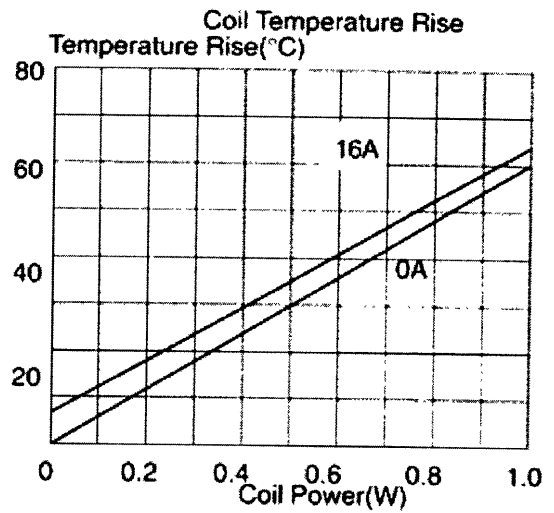
ORDERING CODE	COIL NOMINAL VDC	COIL RESISTANCE Ω, +/- 10%	OPERATE VOLTAGE VDC	RELEASE VOLTAGE VDC	C NOM n
HRM2-S DC3V	3	12.5	2.4	0.15	7
HRM2-S DC5V	5	36	4.0	0.25	
HRM2-S DC6V	6	50	4.8	0.30	
HRM2-S DC9V	9	115	7.2	0.45	
HRM2-S DC12V	12	200	9.6	0.6	
HRM2-S DC24V	24	820	19.2	1.20	
HRM2-S DC48V	48	3300	38.4	3.40	
HRM2H-S DC3V	3	17	2.4	0.15	5
HRM2H-S DC5V	5	50	4.0	0.25	
HRM2H-S DC6V	6	68	4.8	0.30	
HRM2H-S DC9V	9	155	7.2	0.45	
HRM2H-S DC12V	12	270	9.6	0.60	
HRM2H-S DC24V	24	1100	19.2	1.20	
HRM2H-S DC48V	48	4400	38.40	2.40	

Table 1

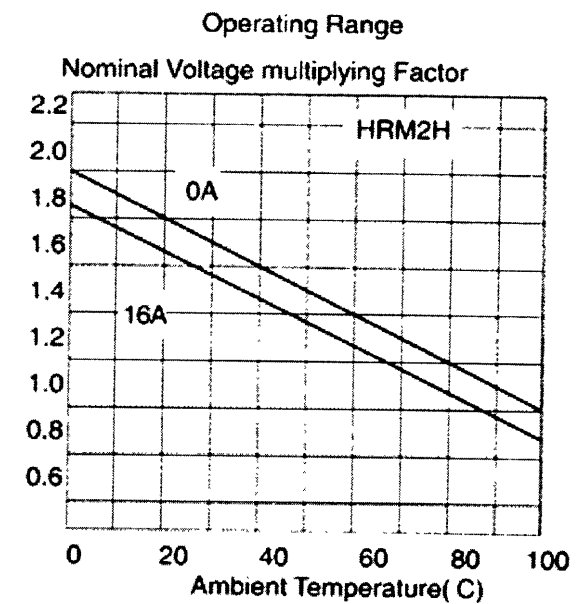
7.HRM2(H) CHARACTERISTIC DATA



ii



ii



ii

