



BZX584B5V1 SERIES

SURFACE MOUNT SILICON ZENER DIODES

VOLTAGE 5.1~8.2 Volts **POWER** 200 mWatts

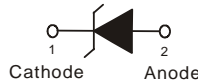
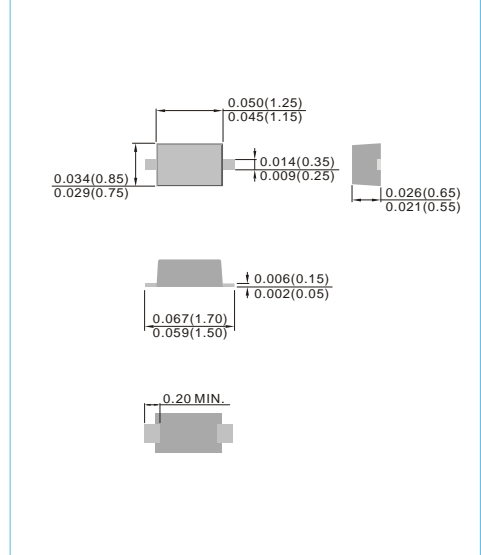
SOD-523 Unit : inch(mm)

FEATURES

- Planar Die construction
- 200mW Power Dissipation
- Ideally Suited for Automated Assembly Processes
- Lead free in comply with EU RoHS 2011/65/EU directives
- Green molding compound as per IEC61249 Std. . (Halogen Free)

MECHANICAL DATA

- Case: SOD-523, Molded Plastic
- Terminals: Solderable per MIL-STD-750, Method 2026
- Approx weight: 0.00005 ounces, 0.001 grams



MAXIMUM RATINGS AND ELECTRICAL CHARACTERISTICS

Parameter	Symbol	Value	Units
Maximum Power Dissipation (Notes A) at 25°C	P _D	200	mW
Operating Junction and Storage Temperature Range	T _J	-55 to +150	°C

ELECTRICAL CHARACTERISTICS

Part Number	Nominal Zener Voltage			Max. Zener Impedance				Max. Reverse Leakage Current		Marking Code
	V _Z @ I _{ZT}			Z _{ZT} @ I _{ZT}		Z _{ZK} @ I _{ZK}		I _R @ V _R		
	Nom. V	Min. V	Max. V	Ω	mA	Ω	mA	μA	V	
BZX584B5V1	5.1	5	5.2	60	5	480	1	2	2	W9
BZX584B5V6	5.6	5.49	5.71	40	5	400	1	1	2	WA
BZX584B8V2	8.2	8.04	8.36	15	5	80	1	0.7	5	WE

NOTES :

A. Mounted on an FR4 PCB, single-sided copper, mini pad.



BZX584B5V1 SERIES

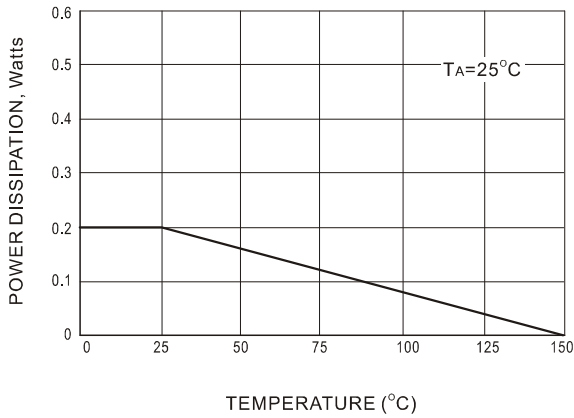


Fig.1 STEADY STATE POWER DERATING

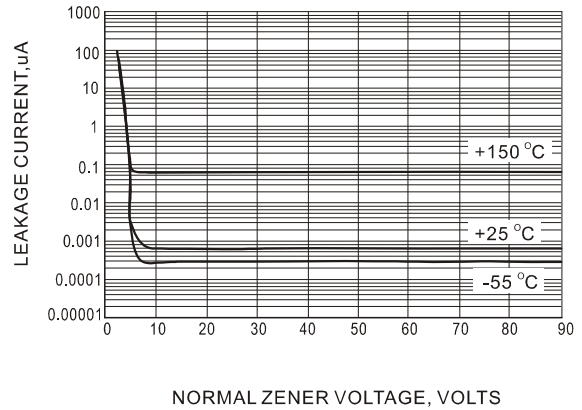


Fig.2 TYPICAL LEAKAGE CURRENT

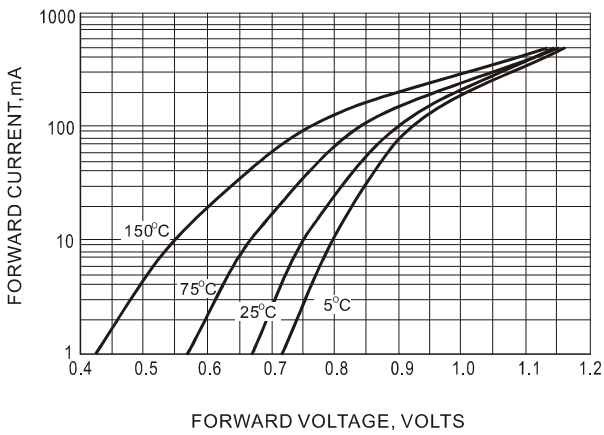


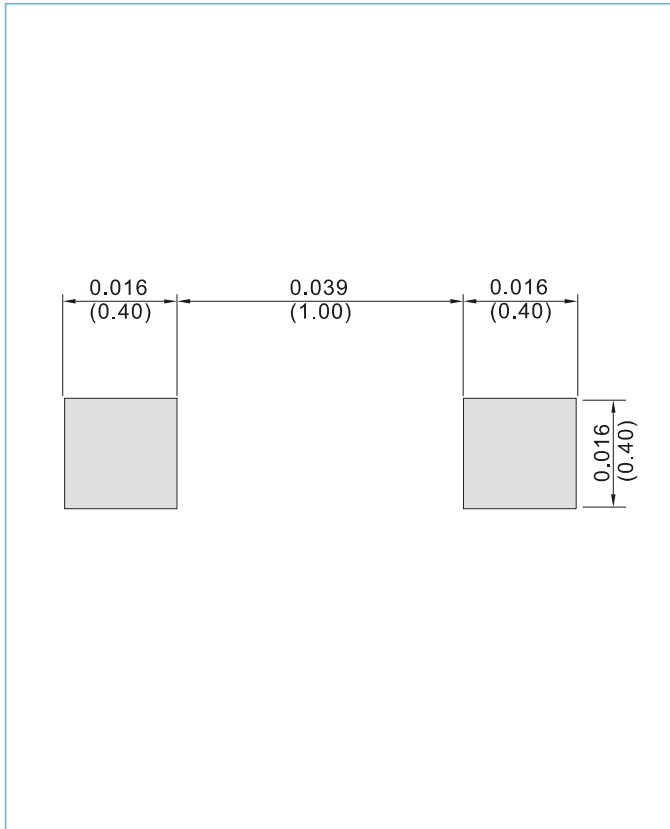
Fig.3 TYPICAL FORWARD VOLTAGE



BZX584B5V1 SERIES

MOUNTING PAD LAYOUT

SOD-523 Unit : inch(mm)



ORDER INFORMATION

- Packing information
T/R - 12K per 13" plastic Reel
T/R - 5K per 7" plastic Reel



BZX584B5V1 SERIES

Part No_packing code_Version

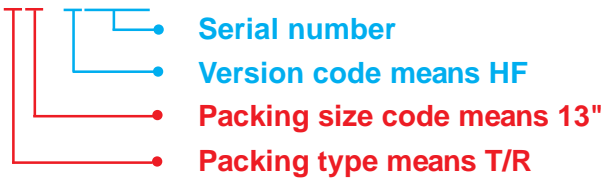
BZX584B5V1_R1_00001

BZX584B5V1_R2_00001

For example :

RB500V-40_R2_00001

Part No.



Packing Code XX				Version Code XXXXX		
Packing type	1 st Code	Packing size code	2 nd Code	HF or RoHS	1 st Code	2 nd ~5 th Code
Tape and Ammunition Box (T/B)	A	N/A	0	HF	0	serial number
Tape and Reel (T/R)	R	7"	1	RoHS	1	serial number
Bulk Packing (B/P)	B	13"	2			
Tube Packing (T/P)	T	26mm	X			
Tape and Reel (Right Oriented) (TRR)	S	52mm	Y			
Tape and Reel (Left Oriented) (TRL)	L	PANASERT T/B CATHODE UP (PBCU)	U			
FORMING	F	PANASERT T/B CATHODE DOWN (PBCD)	D			



BZX584B5V1 SERIES

Disclaimer

- Reproducing and modifying information of the document is prohibited without permission from Panjit International Inc..
- Panjit International Inc. reserves the rights to make changes of the content herein the document anytime without notification. Please refer to our website for the latest document.
- Panjit International Inc. disclaims any and all liability arising out of the application or use of any product including damages incidentally and consequentially occurred.
- Panjit International Inc. does not assume any and all implied warranties, including warranties of fitness for particular purpose, non-infringement and merchantability.
- Applications shown on the herein document are examples of standard use and operation. Customers are responsible in comprehending the suitable use in particular applications. Panjit International Inc. makes no representation or warranty that such applications will be suitable for the specified use without further testing or modification.
- The products shown herein are not designed and authorized for equipments requiring high level of reliability or relating to human life and for any applications concerning life-saving or life-sustaining, such as medical instruments, transportation equipment, aerospace machinery et cetera. Customers using or selling these products for use in such applications do so at their own risk and agree to fully indemnify Panjit International Inc. for any damages resulting from such improper use or sale.
- Since Panjit uses lot number as the tracking base, please provide the lot number for tracking when complaining.