


Shield-Kon®

Two-Piece Grounding Connectors for Shielded and Coaxial Cable



A reliable method for grounding, terminating and insulating shielded and coaxial cable

All-around hex compression is applied with a simple tool. The result: a permanent, compression joint. With or without grounding wire (insertable from front or back), reliable grounding of termination is done quickly, neatly, and accurately.

The Thomas & Betts hex compression is a permanent method which has reliably connected literally hundreds of millions of installations in communications, aerospace, electronic, telephone, radio and TV. The termination is completed quickly, neatly, accurately ... at a greatly reduced production cost.

Installation Method

1. Slip outer sleeve over insulation jacket, after stripping. Trim braid to within 1/2" of insulation.



2. Fan braid by rotating center conductor and slip inner sleeve under braid.



3. Position inner sleeve to extend about 1/16" beyond braid.




4. Slip one No. 22 or No. 20 ground wire under outer sleeve (front or back), and slide outer sleeve over braid.

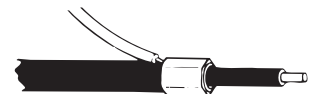


For Daisy chain grounding, two ground wires can be accommodated by selecting the proper size outer sleeve.

5. Outer sleeve covers all exposed strands.



6. Compress in specified tool. (Tool will not release until full compression stroke is completed.)

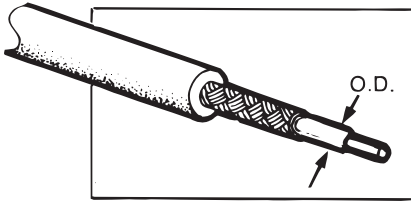


Warning: Never install on energized wire.

Shield-Kon®

Two-Piece Grounding Connectors for Shielded and Coaxial Cable

O.D. Inner Insulation



O.D. Inner Insulation

Determine O.D. of inner conductor insulation with measuring tool.

Inner Sleeve-Cat. GSB



Hard bronze inner sleeve is installed under braid.

Length 5/16"

Tin Plated as standard.

Connector Inner Sleeve

Cat. No.	Colour Code	I.D.	O.D.	Military Spec. No.
GSB-046	Tin	.046	.075	21981-046
GSB-058	Yellow	.058	.083	21981-058
GSB-063	Red	.063	.088	21981-063
GSB-071	Green	.071	.096	21981-071
GSB-080	Blue	.080	.103	21981-080
GSB-090	Orange	.090	.113	21981-090
GSB-096	Purple	.096	.119	21981-096
GSB-101	Yellow	.101	.124	21981-101
GSB-109	Red	.109	.131	21981-109
GSB-115	Tin	.115	.146	21981-115
GSB-124	Green	.124	.145	21981-124
GSB-128	Tin	.128	.152	21981-128
GSB-134	Orange	.134	.156	21981-134
GSB-149	Blue	.149	.179	21981-149
GSB-156	Red	.156	.193	21981-156
GSB-165	Tin	.165	.194	21981-165
GSB-175	Green	.175	.215	21981-175
GSB-187	Yellow	.187	.227	21981-187
GSB-194	Blue	.194	.226	21981-194
GSB-205	Orange	.205	.245	21981-205
GSB-219	Tin	.219	.250	21981-219
GSB-225	Yellow	.225	.256	21981-225
GSB-232	Red	.232	.263	21981-232
GSB-250	Green	.250	.281	21981-250
GSB-261	Blue	.261	.297	21981-261
GSB-266	Tin	.266	.297	21981-266
GSB-275	Orange	.275	.306	21981-275
GSB-281	Yellow	.281	.331	21981-281
GSB-287	Tin	.287	.327	21981-287
GSB-297	Red	.297	.335	21981-297
GSB-312	Purple	.312	.362	21981-312
GSB-348	Orange	.348	.400	21981-348
GSB-375	Blue	.375	.406	21981-375

Inner sleeve

1. Use a measuring tool over the inner conductor insulation. Rotate wire to pick up high spots on cable that are non-symmetrical.
2. Add .005 to the diameter of the conductor insulation. Select inner sleeve with this I.D. or nearest larger I.D.

Two-Piece Grounding Connectors for Shielded and Coaxial Cable

Non-insulated Outer Sleeve-Cat. GSC



Soft bronze outer sleeve slips over the braid and ground wire.

Length 1/4"

Insulated Outer Sleeve-Cat. GSR



Soft bronze outer sleeve with nylon insulator slips over the braid and ground wire.

Connector Outer Sleeves

Cat. No.	Colour Code	I.D.	O.D.	Military Spec. No.
Non-insulated				
GSC-101	Tin	.101	.124	21980-101
GSC-128	Blue	.128	.152	21980-128
GSC-149	Purple	.149	.179	21980-149
GSC-156	Yellow	.156	.193	21980-156
GSC-175	Blue	.175	.215	21980-175
GSC-187	Orange	.187	.227	21980-187
GSC-194	Red	.194	.226	21980-194
GSC-199	Tin	.199	.235	21980-199
GSC-205	Yellow	.205	.245	21980-205
GSC-219	Green	.219	.250	21980-219
GSC-225	Purple	.225	.256	21980-225
GSC-232	Orange	.232	.263	21980-232
GSC-261	Yellow	.261	.297	21980-261
GSC-275	Tin	.275	.306	21980-275
GSC-281	Purple	.281	.331	21980-281
GSC-287	Blue	.287	.327	21980-287
GSC-297	Green	.297	.335	21980-297
GSC-312	Yellow	.312	.362	21980-312
GSC-327	Tin	.327	.372	21980-327
GSC-348	Orange	.348	.393	21980-348
GSC-359	Purple	.359	.399	21980-359
GSC-375	Yellow	.375	.406	21980-375
GSC-405	Red	.405	.453	21980-405
GSC-415	Blue	.415	.463	21980-415
GSC-425	Tin	.425	.475	
GSC-460	Tin	.460	.510	21980-460
GSC-500	Green	.500	.550	21980-500
Insulated				
GSR-101	Tin	.101	.124	18121-101
GSR-128	Blue	.128	.152	18121-128
GSR-149	Purple	.149	.179	18121-149
GSR-156	Yellow	.156	.193	18121-156
GSR-175	Blue	.175	.215	18121-175
GSR-187	Orange	.187	.227	18121-187
GSR-194	Red	.194	.226	18121-194
GSR-199	Tin	.199	.235	18121-199
GSR-205	Yellow	.205	.245	18121-205
GSR-219	Green	.219	.250	18121-219
GSR-225	Purple	.225	.256	18121-225
GSR-232	Orange	.232	.263	18121-232
GSR-261	Yellow	.261	.297	18121-261
GSR-275	Tin	.275	.306	18121-275
GSR-281	Purple	.281	.331	18121-281
GSR-287	Blue	.287	.327	18121-287
GSR-297	Green	.297	.335	18121-297
GSR-312	Yellow	.312	.362	18121-312
GSR-327	Tin	.327	.372	18121-327
GSR-348	Orange	.348	.393	18121-348
GSR-359	Purple	.359	.399	18121-359
GSR-375	Yellow	.375	.406	18121-375
GSR-405	Red	.405	.453	18121-405
GSR-415	Blue	.415	.463	18121-415
GSR-460	Tin	.460	.510	18121-460
GSR-500	Green	.500	.550	18121-500

Outer sleeve

1. Add .060 to O.D. of inner sleeve selected. Use this dimension to select outer sleeve with this I.D. or the nearest larger I.D.
2. Use **GSC** prefix to order non-insulated outer sleeve. Use **GSR** prefix to order nylon insulated outer sleeve.

Note: All parts are standard tin plated per MIL-T-10727A

Note: Inner and outer connector catalogue nos. conform to MIL-F-21608.

These suffixes are NOT colour-coded. They are not stock items.

Add suffix **PF** for plain finish.

Add suffix **T** for tin plate with no colour code.

Add suffix **NP** for nickel plate.

Consult regional sales office for delivery and minimum quantities.