

RF IMPEDANCE TRANSFORMER

SURFACE MOUNT MODEL: TM1-2

WIDE BANDWIDTH

20 - 1200 MHz

FEATURES:

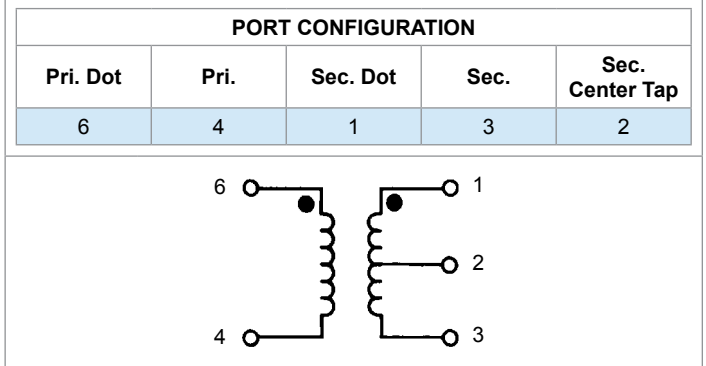
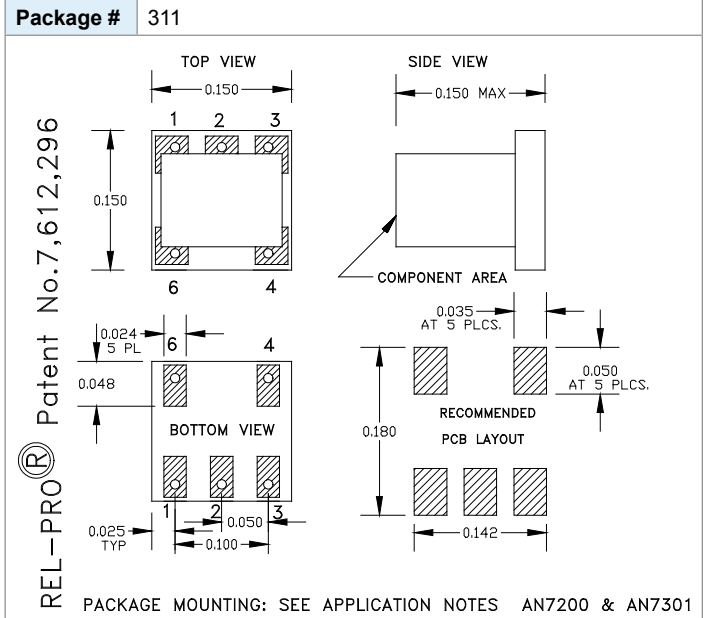
- ▶ Cost Effective
- ▶ Low Loss
- ▶ Small Size, Surface Mount
- ▶ Lead Free Patented REL-PRO® Technology



Part Identifier:
Green Dot

SPECIFICATIONS (Rev. B 12/23/10)

Frequency	20 - 1200 MHz		
Impedance Ratio	1:1		
Insertion Loss (dB) *	Freq. (MHz)	(Typ.)	(Max.)
	100 - 350	1.1	1.6
	20 - 1200	1.2	1.7
Amplitude Unbalance	0.6 dB (Typ.)		
Phase Unbalance	8° (Typ.)		
Return Loss	12 dB (Typ.)		
Input Power	0.25 Watt (Max.)		
DC Current	30 mA (Max.)		
Impedance	50 Ohms (Nom.)		
Operating Temperature Range	-40 to +85 °C		
Storage Temperature Range	-55 to +100 °C		
* Plot excludes 3 dB split loss			



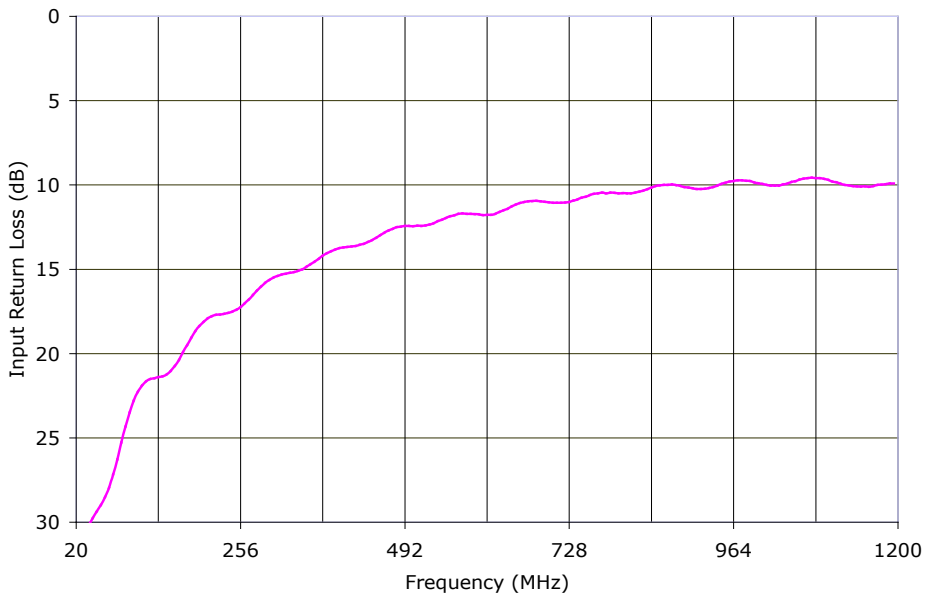
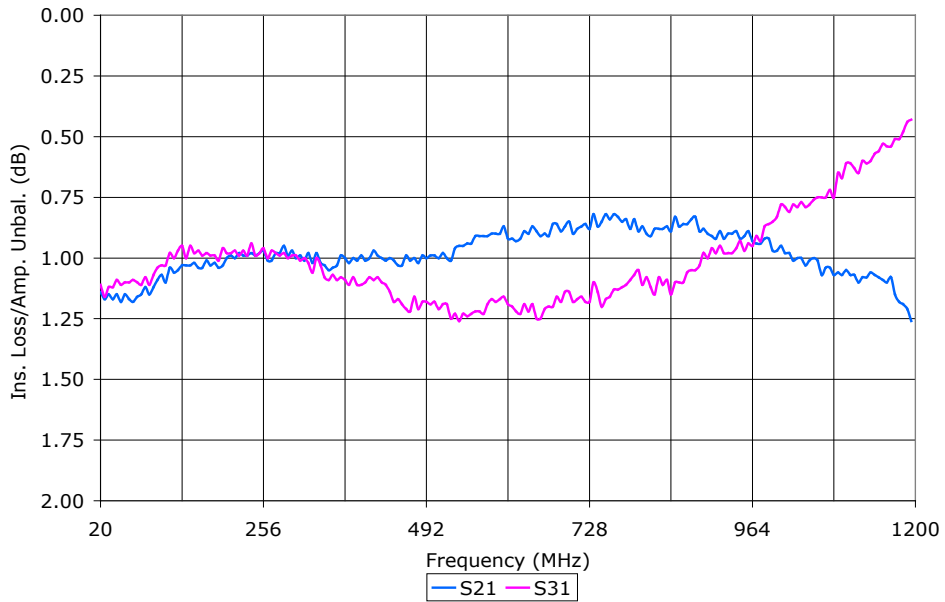
RF IMPEDANCE TRANSFORMER

SURFACE MOUNT MODEL: TM1-2

WIDE BANDWIDTH

20 - 1200 MHz

PERFORMANCE PLOTS

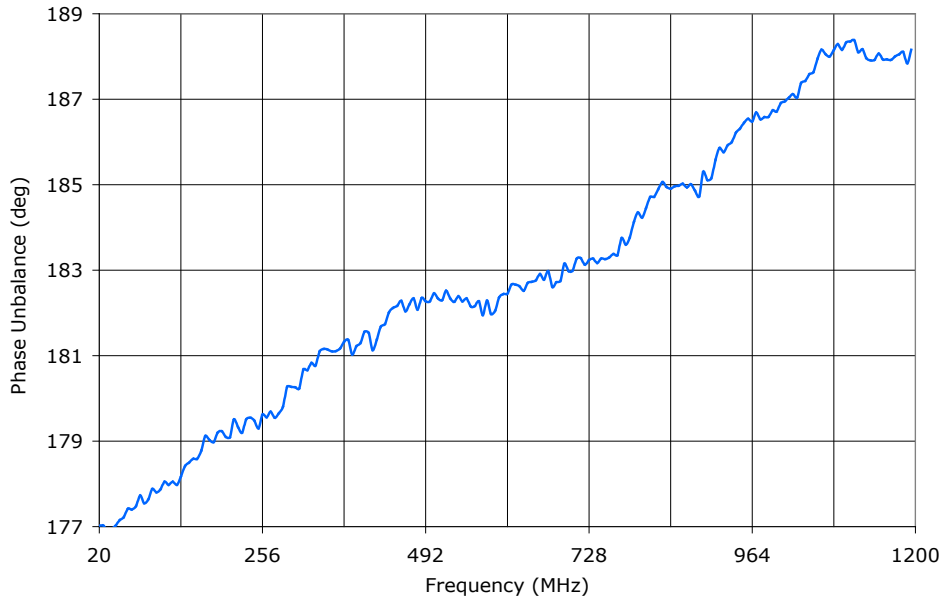


RF IMPEDANCE TRANSFORMER

SURFACE MOUNT MODEL: TM1-2

WIDE BANDWIDTH

20 - 1200 MHz



PERFORMANCE PLOTS



Copyright © 2008 Synergy Microwave Corporation

201 McLean Boulevard • Paterson, New Jersey 07504 • Tel: (973) 881-8800 • Fax: (973) 881-8361
E-Mail: sales@synergymwave.com • World Wide Web: <http://www.synergymwave.com>