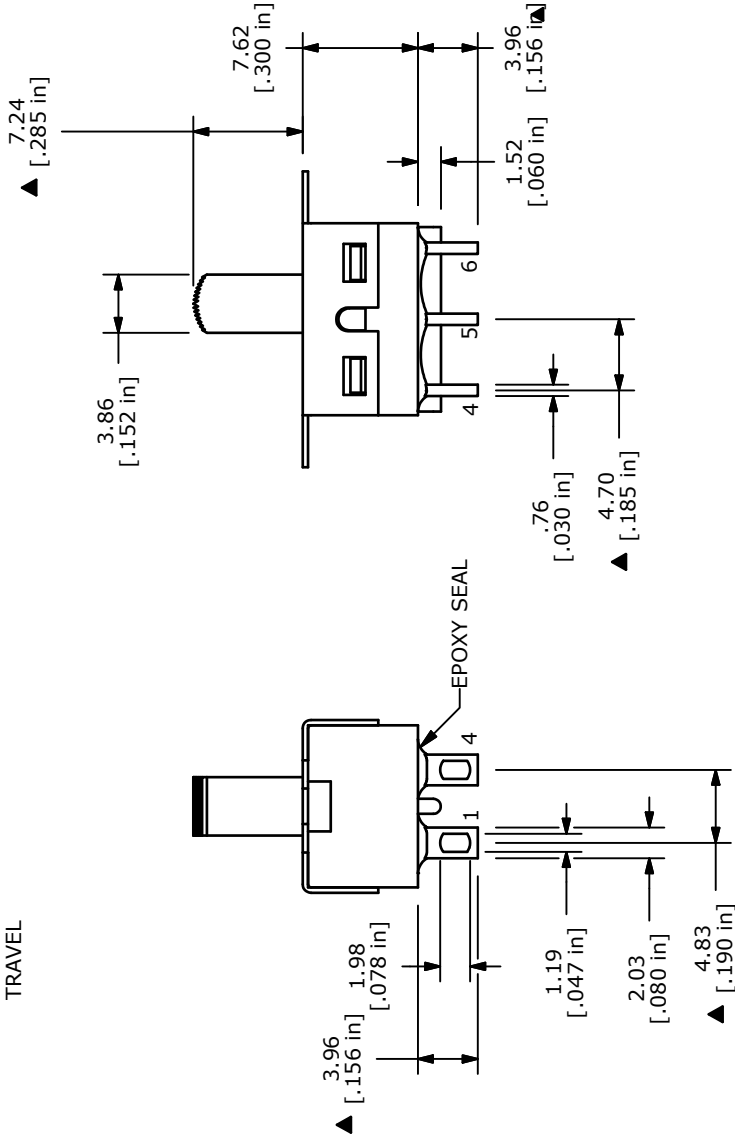

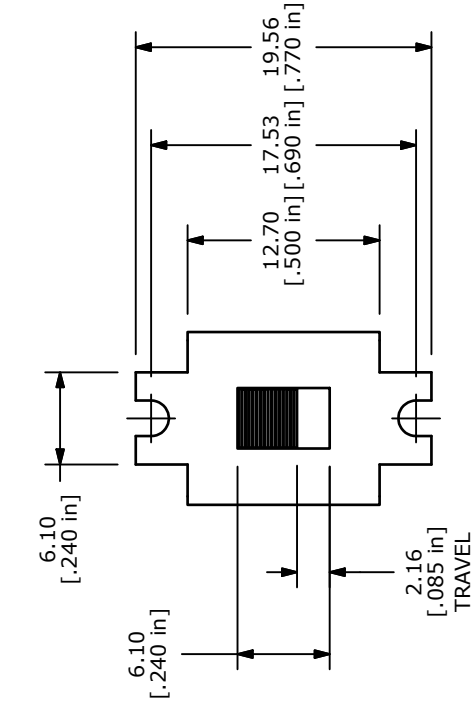


SWITCH FUNCTION		
POS. 1	POS. 2	POS. 3
ON	NONE	ON
2-1, 5-4	N/A	2-3, 5-6



- NOTE:
1. ALL DIMENSIONS IN MM [INCH]
 2. GENERAL TOLERANCE: X.X=±0.4
X.XX=±0.25
 3. TERMINAL NUMBERS FOR REF ONLY
 - ▲4. PLATING MATERIAL: SILVER
 5. CONTACT RATING: 5A @120VAC OR 28VDC
2A @250VAC
 6. ELECTRIC LIFE: 30,000 ACTUATIONS AT FULL LOAD.
 7. CONTACT RESISTANCE: 10 m-OHM TYP.
 8. INSULATION RESISTANCE: 1,000 MEGA-OHM MIN.
 9. DIELECTRIC STRENGTH: 1,000 V RMS @SEA LEVEL.
 10. OPERATING TEMP.: -30°C to 85°C
 - ▲ 10. ▲ DENOTES CRITICAL PARAMETER.
 11. 2002/95/EC (ROHS) COMPLIANT
 12. PACKAGE: TRAY/108 PCS PER



TITLE 500SDP1S2M1QEB

C	19572	DRAWING UPDATE / CLEAN-UP	1/7/11	BGL
REV	PCR NO	DESCRIPTION	DATE	BY

THE INFORMATION CONTAINED IN THIS DOCUMENT IS PROPRIETARY TO E-SWITCH AND IS NOT TO BE COPIED OR TRANSFERRED

SCALE 2:1 DATE 1/7/2011

DR BGL DWG T521021 REV C