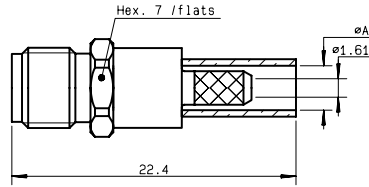
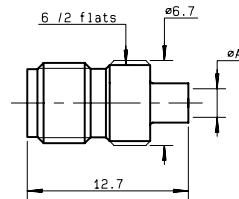


STRAIGHT JACK, FULL CRIMP TYPE, FOR FLEXIBLE CABLE



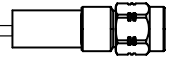
cable group	part number	A	mounting	finish	note
2.6/ 50 / S	R124 236 120	3,25	M 01	BBR	3 piece SMA
2.6/ 50 / S	R124 236 123	3,25	M 01	Gold	
2.6/ 50 / D	R124 233 120	3,5	M 01	BBR	
2.6/ 50 / D	R124 233 123	3,5	M 01	Gold	

STRAIGHT JACK, SOLDER TYPE, FOR SEMI-RIGID CABLE



cable group	part number	A	mounting	finish	note
.085	R124 222 000	2,25	M 04	BBR	Non captivated center contact
.085	R124 222 003	2,25	M 04	Gold	
.141	R124 225 000	3,65	M 04	BBR	
.141	R124 225 003	3,65	M 04	Gold	

Standard packaging : 100 pieces



BULKHEAD FEEDTHROUGH STRAIGHT JACK, FULL CRIMP TYPE, FOR FLEXIBLE CABLE

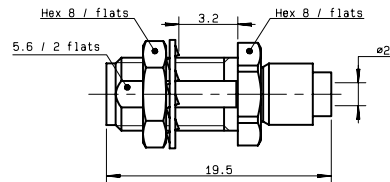


Fig. 1

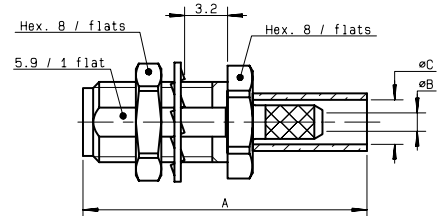
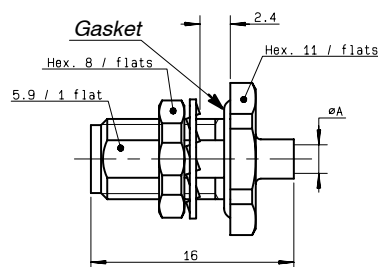


Fig. 2

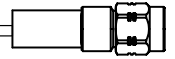
cable group	part number	fig.	A	B	C	mounting	panel drilling	finish	note
2 / 50 / S	R124 310 020	1				M 03	P 08	BBR	Reverse crimping / Solder contact
2 / 50 / S	R124 310 023	1				M 03	P 08	Gold	
2.6/ 50 / S	R124 312 120	2	22,4	1,61	3,25	M 01	P 01	BBR	3 piece SMA
2.6/ 50 / S	R124 312 123	2	22,4	1,61	3,25	M 01	P 01	Gold	
2.6/ 50 / D	R124 313 120	2	22,4	1,61	3,5	M 01	P 01	BBR	
2.6/ 50 / D	R124 313 123	2	22,4	1,61	3,5	M 01	P 01	Gold	
5 / 50 / S	R124 314 120	2	25,4	3,11	5,41	M 01	P 01	BBR	3 piece SMA
5 / 50 / S	R124 314 123	2	25,4	3,11	5,41	M 01	P 01	Gold	
5 / 50 / D	R124 315 120	2	25,4	3,11	5,8	M 01	P 01	BBR	
5 / 50 / D	R124 315 123	2	25,4	3,11	5,8	M 01	P 01	Gold	

BULKHEAD FEEDTHROUGH STRAIGHT JACK, SOLDER TYPE, FOR SEMI-RIGID CABLE (PANEL SEAL)



cable group	part number	A	mounting	panel drilling	finish	note
.085	R124 326 000	2,25	M 04	P 01	BBR	Non captivated center contact
.085	R124 326 003	2,25	M 04	P 01	Gold	
.141	R124 325 000	3,65	M 04	P 01	BBR	
.141	R124 325 003	3,65	M 04	P 01	Gold	

Standard packaging : 100 pieces



SQUARE FLANGE JACK, FULL CRIMP TYPE, FOR FLEXIBLE CABLE

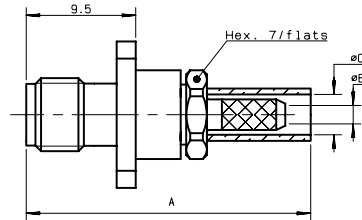


Fig. 1

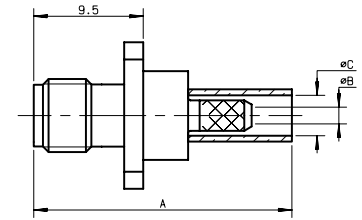
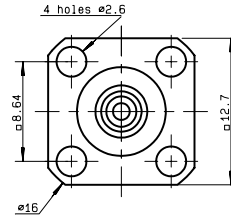


Fig. 2

cable group	part number	fig.	A	B	C	mounting	panel drilling	finish	note
2 / 50 / S	R124 271 120	1	26,6	1	2,55	M 08	P 02	BBR	Back nut / Solder contact
2 / 50 / S	R124 271 123	1	26,6	1	2,55	M 08	P 02	Gold	
2.6/ 50 / S	R124 272 120	2	22,4	1,61	3,25	M 01	P 02	BBR	3 piece SMA
2.6/ 50 / S	R124 272 123	2	22,4	1,61	3,25	M 01	P 02	Gold	
2.6/ 50 / D	R124 274 120	2	22,4	1,61	3,5	M 01	P 02	BBR	
2.6/ 50 / D	R124 274 123	2	22,4	1,61	3,5	M 01	P 02	Gold	
5 / 50 / S	R124 277 120	2	25,4	3,11	5,41	M 01	P 02	BBR	3 piece SMA
5 / 50 / S	R124 277 123	2	25,4	3,11	5,41	M 01	P 02	Gold	
5 / 50 / D	R124 278 120	2	25,4	3,11	5,8	M 01	P 02	BBR	
5 / 50 / D	R124 278 123	2	25,4	3,11	5,8	M 01	P 02	Gold	

FLANGE JACK, SOLDER TYPE, FOR SEMI-RIGID CABLE

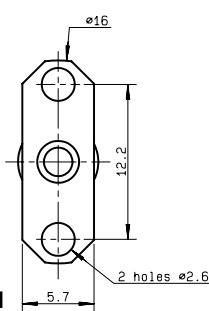


Fig. 1

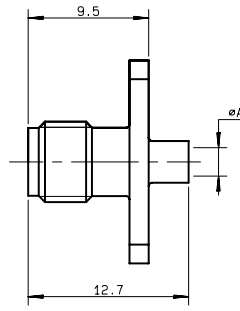
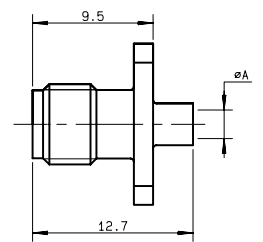
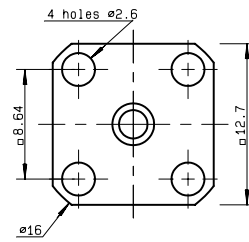


Fig. 2



cable group	part number	fig.	A	mounting	panel drilling	finsh	note
.141	R124 251 000	1	3,65	M 04	P 05	BBR	Non captivated center contact
.141	R124 251 003	1	3,65	M 04	P 05	Gold	
.085	R124 252 000	1	2,25	M 04	P 05	BBR	
.085	R124 252 003	1	2,25	M 04	P 05	Gold	
.141	R124 255 000	2	3,65	M 04	P 02	BBR	Non captivated center contact
.141	R124 255 003	2	3,65	M 04	P 02	Gold	
.085	R124 256 000	2	2,25	M 04	P 02	BBR	
.085	R124 256 003	2	2,25	M 04	P 02	Gold	

Standard packaging : 100 pieces