



## SK320 SCHOTTKY RECTIFIER

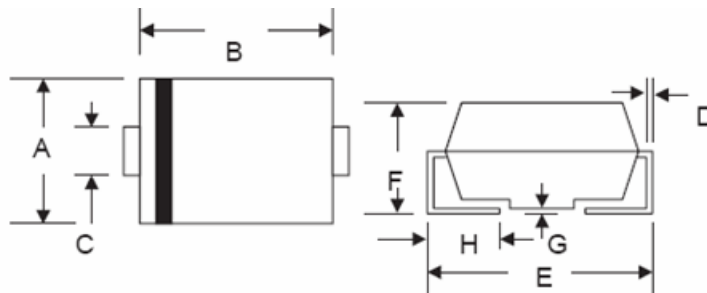
### Applications:

- Switching power supply
- Converters
- Free-Wheeling diodes
- Reverse battery protection

### Features:

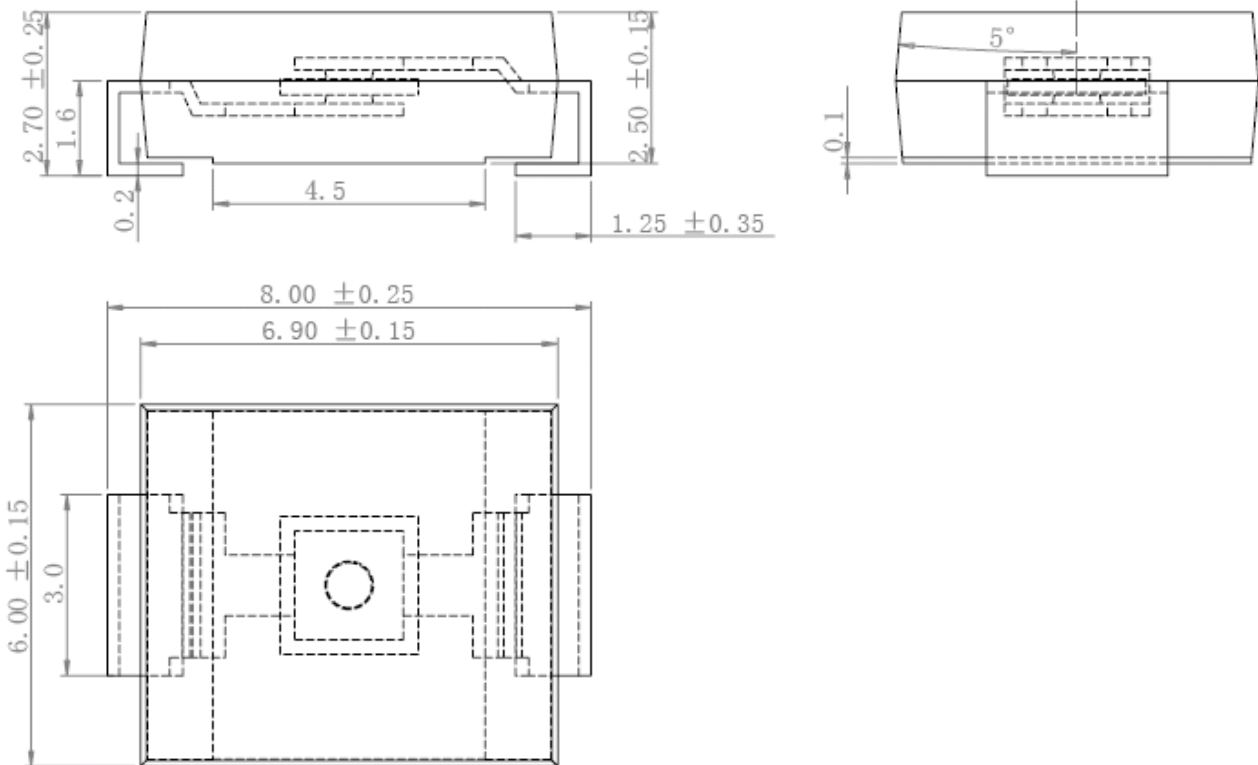
- Small foot print, surface mountable
- Very low forward Voltage Drop
- High frequency operation
- Guard ring for enhanced ruggedness and long term reliability
- Green Products in Compliance the ROHS Directive
- This is a Pb – Free Device
- All SMC parts are traceable to the wafer lot
- Additional testing can be offered upon request

### Mechanical Dimensions (In mm)



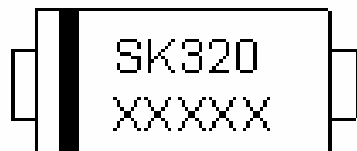
SMC/DO-214AB				
Dim	Min	Max	Min	Max
A	5.59	6.22	0.220	0.245
B	6.60	7.11	0.260	0.280
C	2.75	3.25	0.108	0.128
D	0.152	0.305	0.006	0.012
E	7.75	8.13	0.305	0.320
F	2.00	2.62	0.079	0.103
G	0.051	0.203	0.002	0.008
H	0.76	1.27	0.030	0.05
			In mm	In inch

### OPTION 1



**OPTION 2(JK)**

**SMC**

**Marking Diagram:**


Where XXXXX is YYWWL

SK320	= Part Name
YY	= Year
WW	= Week
L	= Lot Number

**Cautions:** Molding resin  
 Epoxy resin UL:94V-0

**Ordering Information**

Device	Package	Shipping
SK320	SMC (Pb-Free)	3000pcs / reel

For information on tape and reel specifications, including part orientation and tape sizes, please refer to our Tape and Reel Packaging Specification.

**Maximum Ratings:**

Characteristics	Symbol	Condition	Max.	Units
Peak Inverse Voltage	$V_{RWM}$	-	200	V
Max. Average Forward	$I_{F(AV)}$	50% duty cycle @TC =105°C rectangular wave form(L=0.375")	3.0	A
Max. Peak One Cycle Non-Repetitive Surge Current	$I_{FSM}$	8.3 ms, half Sine pulse	110	A

**Electrical Characteristics:**

Characteristics	Symbol	Condition	Max.	Units
Max. Forward Voltage Drop	$V_{F1}$	@ 3A, Pulse, $T_J = 25^\circ\text{C}$	0.90	V
	$V_{F1}$	@ 3A, Pulse, $T_J = 125^\circ\text{C}$	0.80	V
Max. Reverse Current	$I_{R1}$	@ $V_R = \text{rated VR}$ $T_J = 25^\circ\text{C}$	1.0	mA
	$I_{R2}$	@ $V_R = \text{rated VR}$ $T_J = 125^\circ\text{C}$	6.0	mA
Typical Junction Capacitance	$C_j$	@ $V_R = 4.0\text{ V}$ , $T_c = 25^\circ\text{C}$ $f_{\text{SIG}} = 1\text{MHz}$	200	pF

\* Pulse Width < 300 $\mu\text{s}$ , Duty Cycle <2%

**Thermal-Mechanical Specifications:**

Characteristics	Symbol	Condition	Specification	Units
Max. Junction Temperature	$T_J$	-	-55 to +150	$^\circ\text{C}$
Max. Storage Temperature	$T_{\text{stg}}$	-	-55 to +150	$^\circ\text{C}$
Maximum Thermal Resistance Junction to Lead	$R_{\theta\text{JL}}$	DC operation	12	$^\circ\text{C/W}$
Maximum Thermal Resistance, Case to Heat Sink	$R_{\theta\text{JA}}$	DC operation	111	$^\circ\text{C/W}$
Approximate Weight	wt	-	0.65	g
Case Style	SMC			

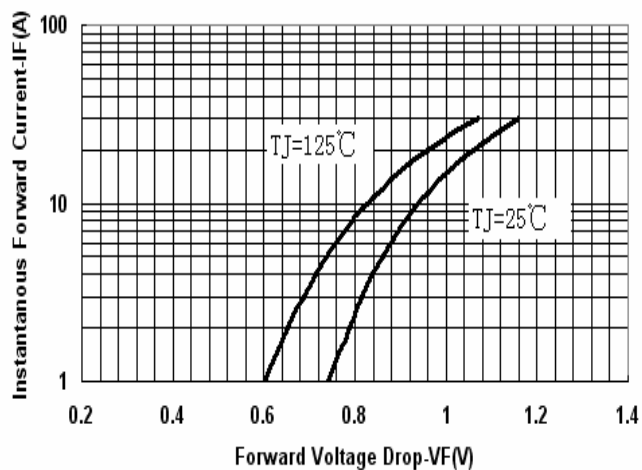


Fig.1-Typical Forward Voltage Drop Characteristics

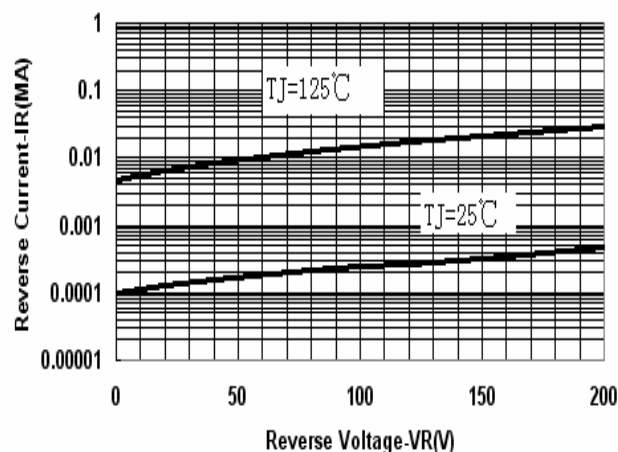


Fig.2-Typical Values Of Reverse Current Vs.Reverse Voltage

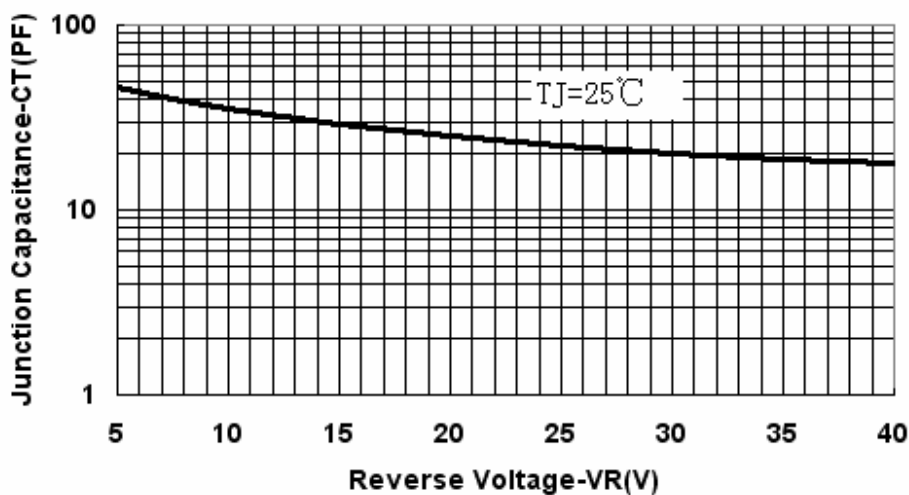


Fig.3-Typical Junction Capacitance Vs.Reverse Voltage

**DISCLAIMER:**

- 1- The information given herein, including the specifications and dimensions, is subject to change without prior notice to improve product characteristics. Before ordering, purchasers are advised to contact the SMC - Sangdest Microelectronics (Nanjing) Co., Ltd sales department for the latest version of the datasheet(s).
- 2- In cases where extremely high reliability is required (such as use in nuclear power control, aerospace and aviation, traffic equipment, medical equipment, and safety equipment), safety should be ensured by using semiconductor devices that feature assured safety or by means of users' fail-safe precautions or other arrangement.
- 3- In no event shall SMC - Sangdest Microelectronics (Nanjing) Co., Ltd be liable for any damages that may result from an accident or any other cause during operation of the user's units according to the datasheet(s). SMC - Sangdest Microelectronics (Nanjing) Co., Ltd assumes no responsibility for any intellectual property claims or any other problems that may result from applications of information, products or circuits described in the datasheets.
- 4- In no event shall SMC - Sangdest Microelectronics (Nanjing) Co., Ltd be liable for any failure in a semiconductor device or any secondary damage resulting from use at a value exceeding the absolute maximum rating.
- 5- No license is granted by the datasheet(s) under any patents or other rights of any third party or SMC - Sangdest Microelectronics (Nanjing) Co., Ltd.
- 6- The datasheet(s) may not be reproduced or duplicated, in any form, in whole or part, without the expressed written permission of SMC - Sangdest Microelectronics (Nanjing) Co., Ltd.
- 7- The products (technologies) described in the datasheet(s) are not to be provided to any party whose purpose in their application will hinder maintenance of international peace and safety nor are they to be applied to that purpose by their direct purchasers or any third party. When exporting these products (technologies), the necessary procedures are to be taken in accordance with related laws and regulations..