


WPANT10017-SA

802.11 a/b/g/n Dual-band Wi-Fi Antenna



Description / Application

This is a 2.4 GHz & 5.4 GHz Dual-band Wi-Fi antenna with 400mm long Cable and IPX/Hirose Connector. This can be mounted on any non-metallic surface to achieve optimal performance. Excellent efficiency and ease of integration make this an ideal choice for applications where flexibility is needed. The Antenna is typically pasted to the surface of the Radome / plastics of a given wireless device.

We can assist your engineers to optimize mounting positions for these antennas in your specific application and can further assist to trouble shoot system integration issues such as TRP/TIS and FCC requirements. We specialize in developing customized Antenna solutions. Please contact sales@worldproducts.com with your specific application requirements.

Electrical Properties

Operating Frequency	2.4 – 2.5 GHz	4.9 – 5.85 GHz
Approximate Antenna Impedance [Ω]	50 Ω	50 Ω
VSWR – Typical	< 2:1	< 2:1
Peak Gain [dBi] (Typical)	~ 3 dBi	~ 2 dBi
Efficiency [%] (Typical)	60 – 70 %	65 – 85 %
Polarization	Linear	Linear
Pattern	Near Omni-directional	Near Omni-directional

Mechanical / Environmental Properties

Antenna Dimensions	1.6" X 1.0" X 31mils (40mm X 25mm X 0.8mm)
Antenna Color	Green
Cable	16.3" long 1.32mm OD Micro Co-ax
Connector	IPX / Hirose equivalent
Operating / Storage Temperature	-40°C to +90°C
Environmental	Meets standards for UL 94V-0
Hazardous Materials	RoHS Compliant

Pictures of the Antenna

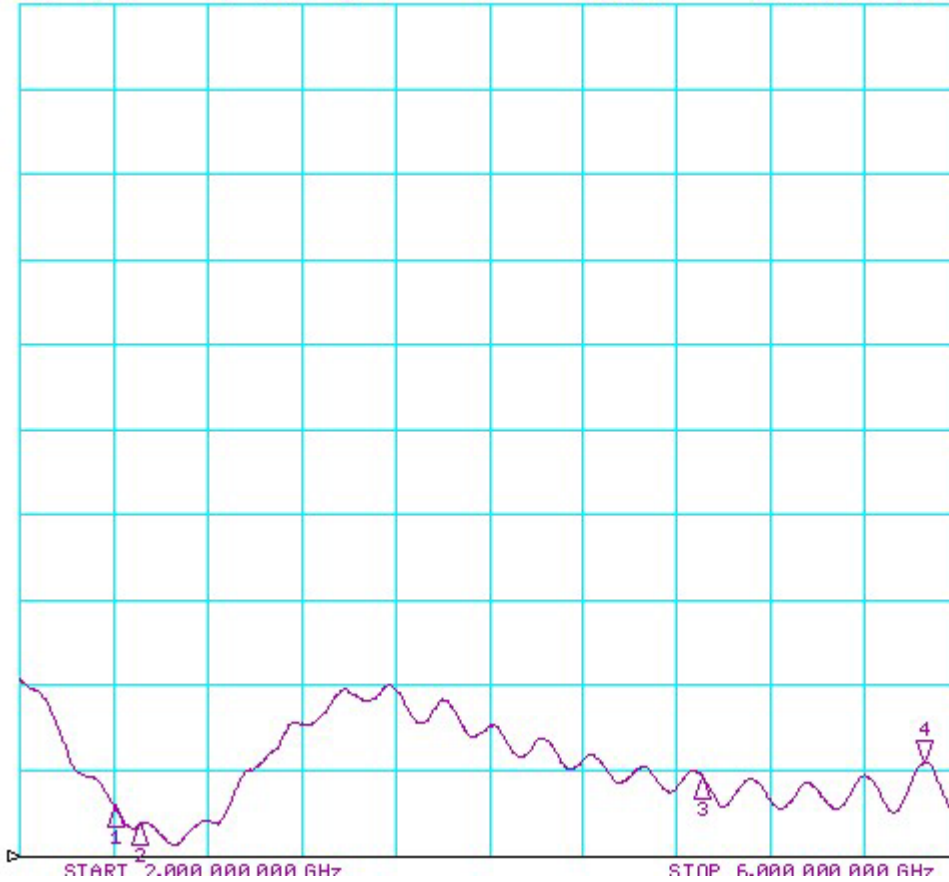


VSWR of the Antenna

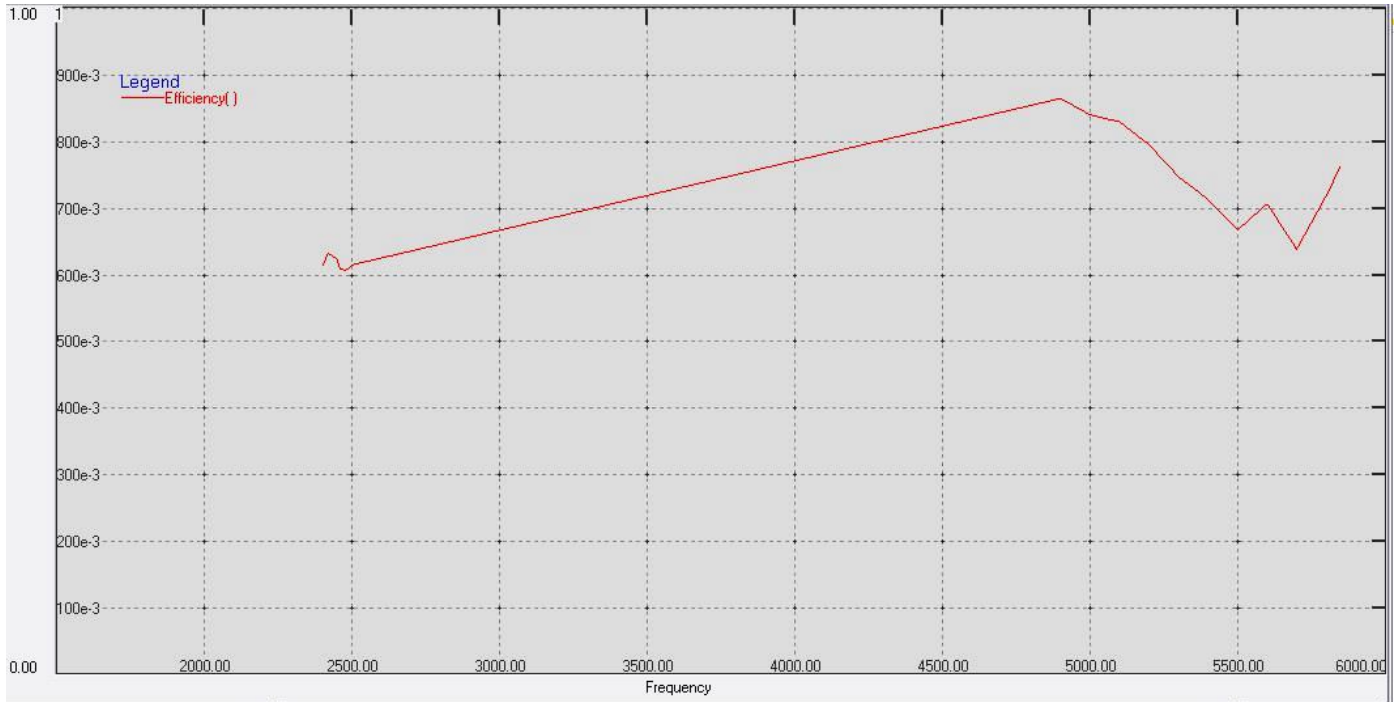
CH1 S11 SWR 1 / REF 1 4: 2.1071 5.850 000 000 GHz

*
 Del
 Cor

CH1 Markers
 1: 1.6028
 2.40000 GHz
 2: 1.4097
 2.50000 GHz
 3: 1.9114
 4.90000 GHz



Total Radiation Efficiency of the Antenna in % (including VSWR losses)



Peak Gain of the Antenna in dBi

