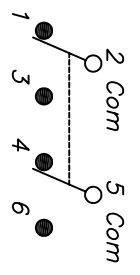


RECOMMENDED P.C.B. LAYOUT

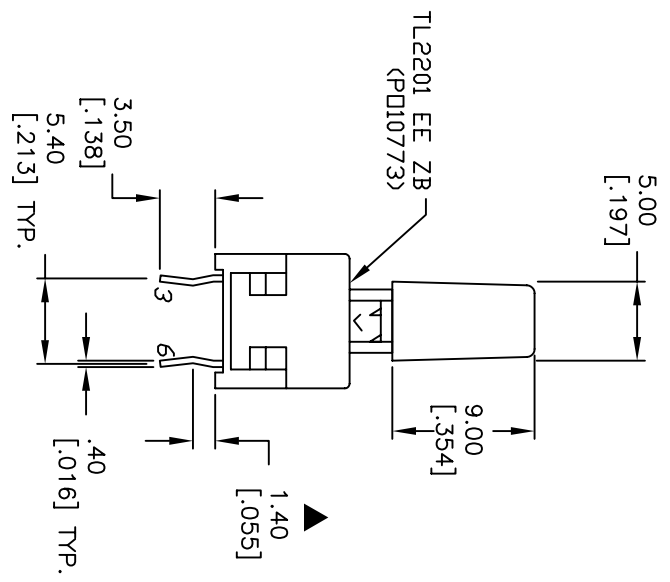
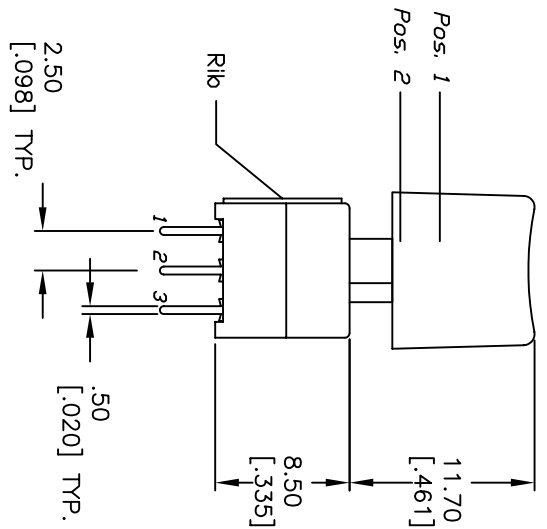
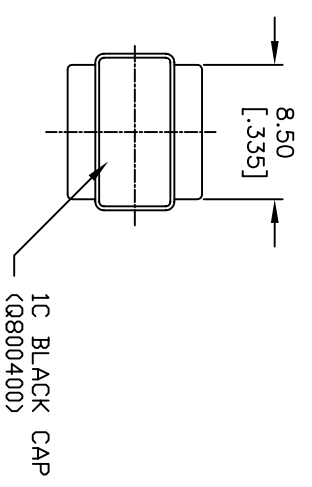


CIRCUIT: 2PDT

SWITCH FUNCTION	
POS 1	POS 2
2-1-5-4	2-3-5-6

NOTES:

1. ALL DIMENSIONS IN MM [INCH]
2. GENERAL TOLERANCE: X.X=±0.4 X.XX=±0.25
3. TERM. NOS. FOR REF. ONLY
4. RATING: 0.1A @30V DC
5. TRAVEL: TRAVEL:=2.50±0.38  
LOCK=1.34±0.38
6. OPERATING FORCE:180±50gf
7. CONTACT RESISTANCE: 50mILLI-Ohms MAX. Initially
8. ELECTRICAL LIFE (at Full Load):  
10,000 Cycles Made & Break
9. DESIGNATE MAJOR FEATURE:
10. 2002/95/EC (ROHS) COMPLIANT



**E-SWITCH®**

REV.	ECN NO.	DESCRIPTION	DATE	CHKD
B	16005	UPDATE NOTES AND CAP PART NO.	5/04/06	CT
A	13844	RELEASED FOR PRODUCTION	3/17/04	AR

TITLE		SCALE	DATE	DR	DWG	REV
TL2201EEZB1CBLK		2:1	3/17/04	AR	XP02664	B

THE INFORMATION CONTAINED IN THIS DOCUMENT IS PROPRIETARY TO E-SWITCH AND IS NOT TO BE COPIED OR TRANSFERRED