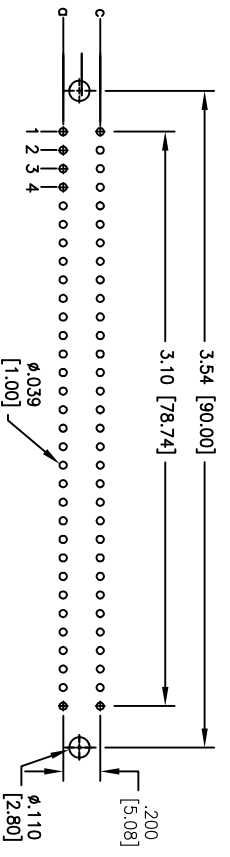
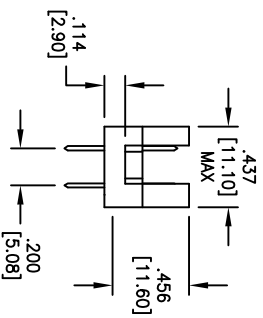
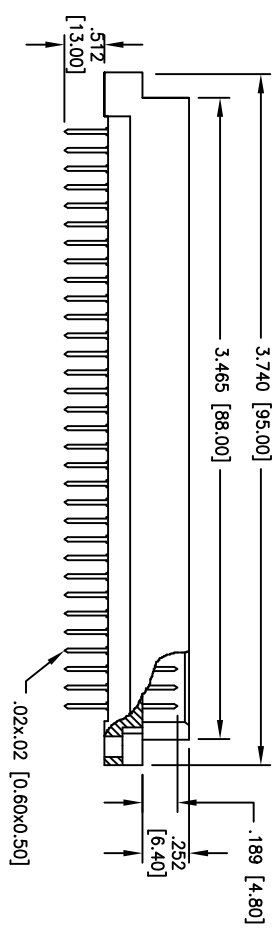
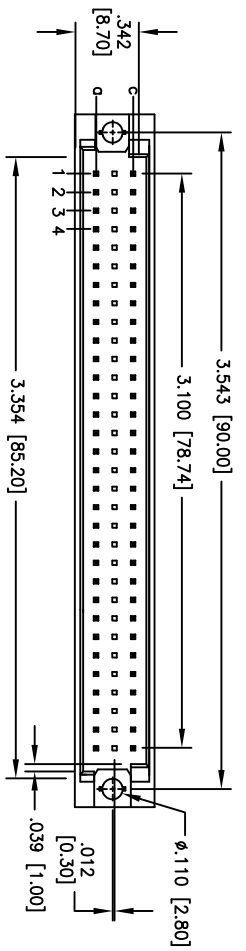


Rev	AWO #	Description	Date	Appr
-		RELEASED	12/17/10	

6 5 4 3 2 1

APPROVED: \_\_\_\_\_  
 DATE: \_\_\_\_\_ TITLE: \_\_\_\_\_



RECOMMENDED PCB LAYOUT

"X"	PLATING
C1	30 u" Gold
C2	15 u" Gold
C3	Gold Flash

**SPECIFICATIONS:**

Material: PBT, glass reinforced, rated UL 94V-0  
 Insulator: PBT, glass reinforced, rated UL 94V-0  
 Contacts: Copper Alloy  
 Plating: Gold over Nickel underplate on contact area, Tin over Copper underplate on solder tails.  
 (See chart for thickness)  
 Electrical: Current rating: 2 Amps max  
 Contact resistance: 20 mohms max  
 Insulation resistance: 1000 Mohms min  
 Dielectric withstanding voltage: 1000 VAC for 1 minute  
 Temperature Rating: Operating temperature: -55°C to +125°C  
 Environmental: Lead free, RoHS compliant  
 Recommended soldering temp: 235°C for 5 sec.



**ADAM TECH**  
 909 Railway Avenue, Union, NJ 07083  
 Phone: 908-687-5000 Fax: 908-687-5710

UNLESS OTHERWISE SPECIFIED ALL DIMENSIONS ARE MM [INCHES] TOLERANCES: EXCEPT AS NOTED	
.XX ± .10	ØXX ± .10
.XX ± .020	ØXX ± .015
.XXX ± .015	ØXXX ± .010
APPROVALS	DATE
DRAWN AY	12/17/10
CHECKED AW	12/17/10
APPROVED	

TITLE	PART NO.	SIZE	REV.
DIN 41612, 96P MALE STRAIGHT PCB MOUNT		X	
DIN-64-MS-L32-A2CX		REF: S00038T	
SCALE: NTS	SHEET 1 OF 1		

6 5 4 3 2 1