

Extreme Temperature Coil AT549RBT



- Designed for use in extremely high-temperature applications, up to 300°C.
- Suitable for use in down-hole applications and on-engine automotive applications

Core material Ferrite

Terminations Nickel clad copper. Other terminations available at additional cost.

Weight 0.5 g

Ambient temperature -55°C to +300°C

Storage temperature Component: -55°C to +300°C.
Tray packaging: -55°C to +80°C

Temperature Coefficient of Inductance (TCL) +300 to +500 ppm/°C

Resistance to soldering heat 40 second reflow at +350°C

Moisture Sensitivity Level (MSL) 1 (unlimited floor life at <30°C / 85% relative humidity)

Packaging In trays

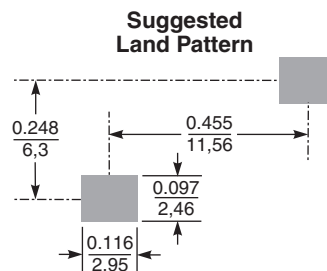
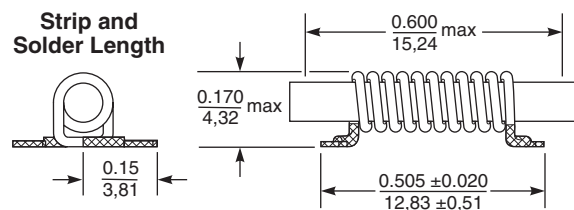
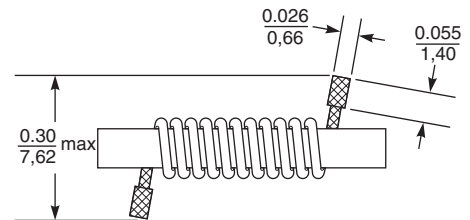
Part number ¹	Inductance ² ±20% (µH)	DCR max ³ (mOhms)	SRF min ⁴ (MHz)	I _{max} (A)
AT549RBT102MLZ	1.0	15.0	800	1.0

1. When ordering, please specify **termination** and **testing** codes:

AT549RBT102MLZ

- Termination:** L = Nickel clad copper
S = Tin-lead (95 Pb/5 Sn) over nickel clad copper
- Testing:** Z = COTS
H = Screening per Coilcraft CP-SA-10001
N = Screening per Coilcraft CP-SA-10004

- Inductance measured at 100 kHz, 0 A using an Agilent / HP4284A LCR meter or equivalent.
- DCR measured on a Keithley 580 Micro-ohmmeter or equivalent.
- SRF measured on an Agilent / HP4291A Impedance Analyzer with an Agilent 16193A test fixture or equivalents.



Dimensions are in $\frac{\text{inches}}{\text{mm}}$



1102 Silver Lake Road
Cary, IL 60013
Phone 800-981-0363

Fax 847-639-1508
Email cps@coilcraft.com
www.coilcraft-cps.com

Document AT098 Revised 01/09/13

This product may not be used in medical or high risk applications without prior Coilcraft approval. Specifications subject to change without notice. Please check our web site for latest information.