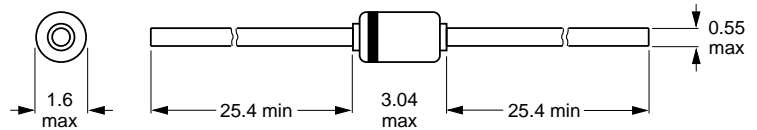


Features

- High switching speed: max. 4 ns
- Continuous reverse voltage: max. 50 V
- Repetitive peak reverse voltage: max. 55 V
- Pb / RoHS Free



Mechanical Data

- **Case:** DO-34 Glass Case
- **Weight:** approx. 0.093g

DO-34

Maximum Ratings and Electrical Characteristics @ $T_A = 25^\circ\text{C}$ unless otherwise specified

Parameter	Symbol	Value	Unit			
Maximum Repetitive Peak Reverse Voltage	V_{RRM}	55	V			
Maximum Continuous Reverse Voltage	V_{RM}	50	V			
Maximum Average Forward Current	I_F	120	mA			
Maximum Peak Forward Current	I_{FM}	350	mA			
Maximum Power Dissipation	P_D	300	mW			
Maximum Non-repetitive Peak Forward Current	I_{FSM}	500	mA			
Maximum Junction Temperature	T_J	175	$^\circ\text{C}$			
Storage Temperature Range	T_S	-65 to + 175	$^\circ\text{C}$			
Parameter	Symbol	Test Condition	Min.	Typ.	Max.	Unit
Reverse Current	I_R	$V_R = 50\text{ V}$	-	-	0.5	μA
Forward Voltage	V_F	$I_F = 100\text{ mA}$	-	-	1.2	V
Capacitance between terminals	C_T	$f = 1\text{ MHz} ; V_R = 0.5\text{ V}$	-	-	2.0	pF
Reverse Recovery Time	T_{rr}	$I_F = 10\text{ mA} , V_R = 6\text{ V}$ $R_L = 50\ \Omega$	-	-	4.0	ns

FIG.1 - DERATING CURVE FOR OUTPUT RECTIFIED CURRENT

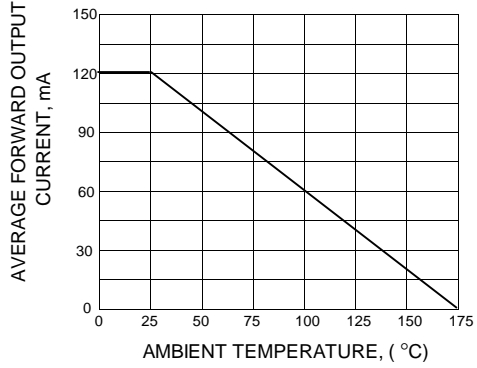


FIG.2 - POWER DERATING CURVE

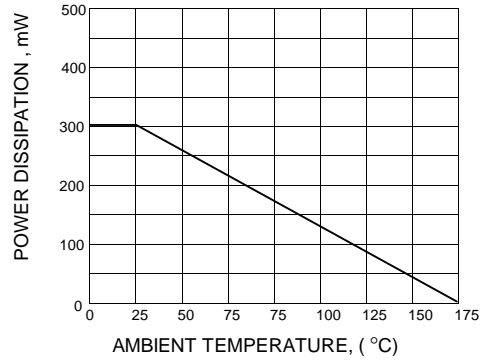


FIG.3 - TYPICAL FORWARD CHARACTERISTICS

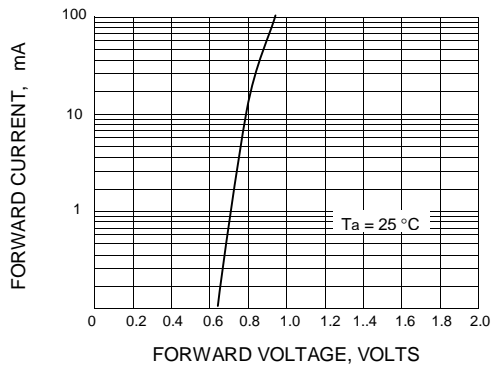


FIG.4 - TYPICAL REVERSE CHARACTERISTICS

