

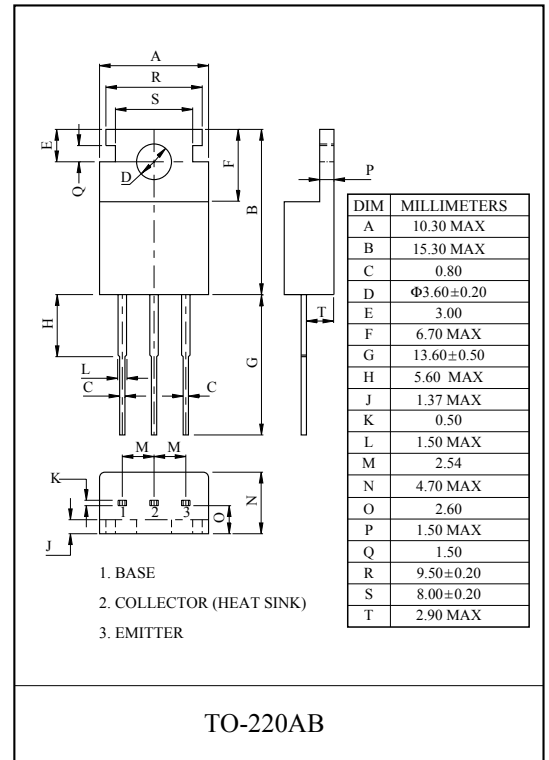
HIGH VOLTAGE APPLICATION
TV, MONITOR VERTICAL OUTPUT APPLICATION
DRIVER STAGE APPLICATION
COROR TV CLASS B SOUND OUTPUT APPLICATION

FEATURES

- High Breakdown Voltage : $V_{CE0}=-180V(\text{Min.})$
- High Transition Frequency : $f_T=50\text{MHz}(\text{Typ.})$
- High Current : $I_{C(\text{max})}=-2A$
- Complementary to KTD2161

MAXIMUM RATING (Ta=25°C)

CHARACTERISTIC	SYMBOL	RATING	UNIT
Collector-Base Voltage	V_{CBO}	-200	V
Collector-Emitter Voltage	V_{CEO}	-180	V
Emitter-Base Voltage	V_{EBO}	-5	V
Collector Current	I_C	-2	A
Base Current	I_B	-0.2	A
Collector Power Dissipation (Tc=25°C)	P_C	25	W
Junction Temperature	T_j	150	°C
Storage Temperature Range	T_{stg}	-55 ~ 150	°C



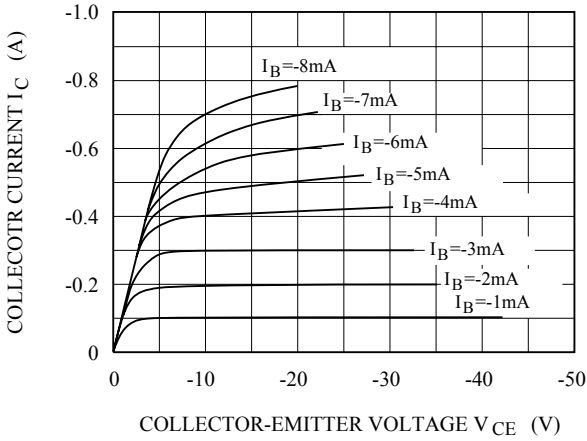
ELECTRICAL CHARACTERISTICS (Ta=25°C)

CHARACTERISTIC	SYMBOL	TEST CONDITION	MIN.	TYP.	MAX.	UNIT
Collector Cut-off Current	I_{CBO}	$V_{CB}=-200V, I_E=0$	-	-	-1.0	μA
Emitter Cut-off Current	I_{EBO}	$V_{EB}=-5V, I_C=0$	-	-	-1.0	μA
Collector-Emitter Breakdown Voltage	V_{CEO}	$I_C=-10mA, I_B=0$	-180	-	-	V
DC Current Gain	h_{FE}	$V_{CE}=-10V, I_C=-400mA$	70	-	240	
Collector-Emitter Saturation Voltage	$V_{CE(\text{sat})}$	$I_C=-500mA, I_B=-50mA$	-	-	-1.0	V
Base-Emitter Voltage	V_{BE}	$V_{CE}=-5V, I_C=-500mA$	-	-	-1.0	V
Transition Frequency	f_T	$V_{CE}=-10V, I_C=-400mA$	-	100	-	MHZ

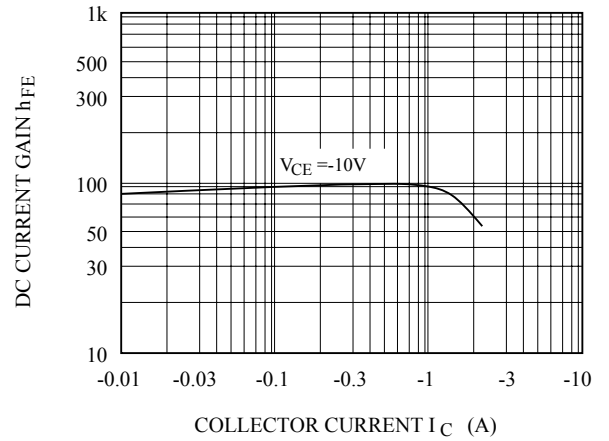
Note: h_{FE} Classification O:70 ~ 140, Y:120 ~ 240

KTB1469

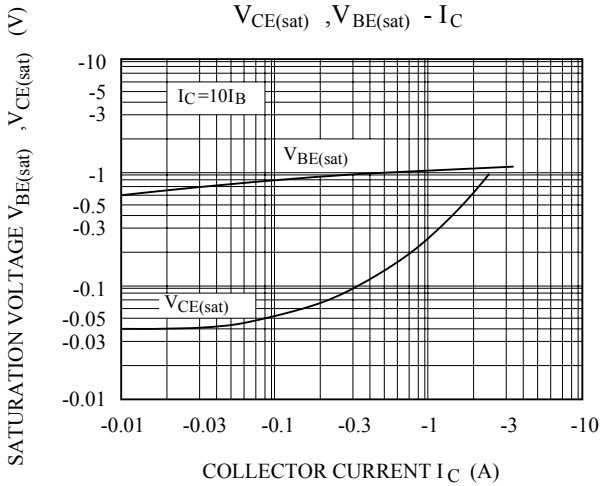
$I_C - V_{CE}$



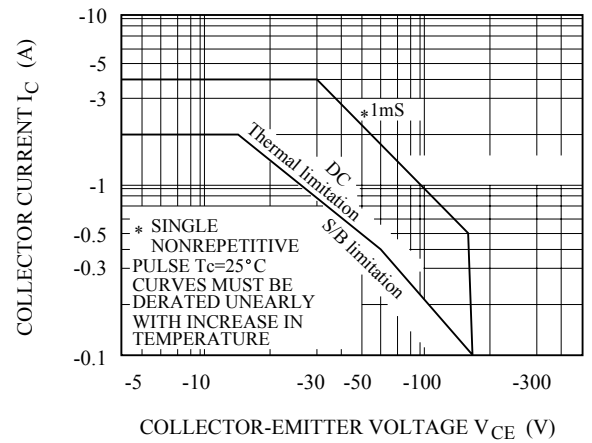
$h_{FE} - I_C$



$V_{CE(sat)}, V_{BE(sat)} - I_C$



SAFE OPERATING AREA



$P_c - T_a$

