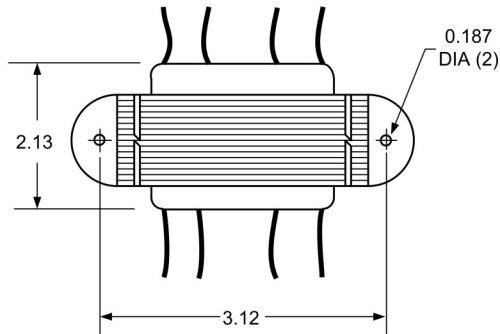
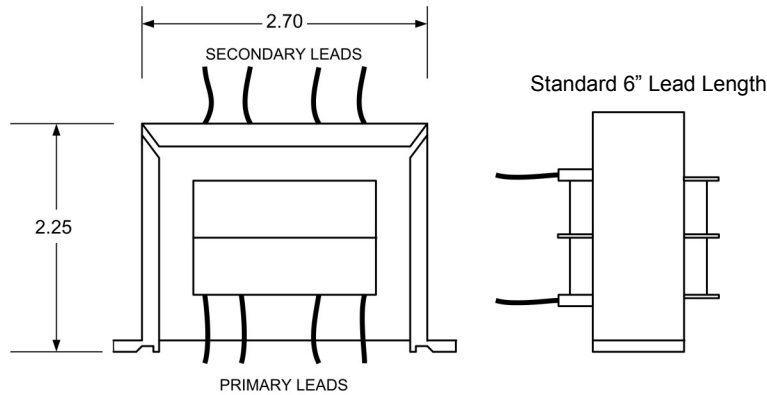
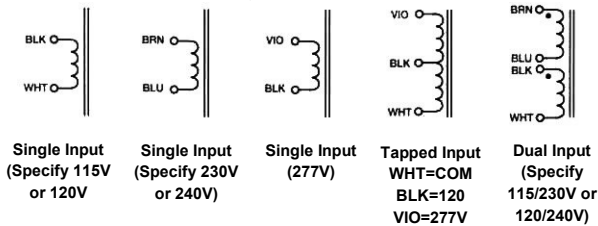


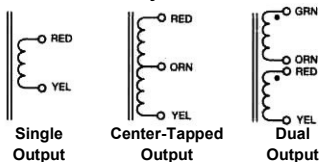
COMMANDER CLASS - CHASSIS MOUNT WITH LEAD WIRES POWER TRANSFORMER



Primary Schematics



Secondary Schematics



1. Electrical Specifications

- A. Maximum Power: 56VA
- B. Input Voltage and Frequency: 115V, 115/230V or 230V 50/60Hz
- C. Voltage Regulation: 10% TYP @ full load to no load
- D. Temperature Rise: 45°C TYP
- E. Insulation Resistance: < 1 MEG ohm
- F. Hi-Pot: 2500Vrms 1 minute @ Pri to Sec
2500Vrms 1 minute @ Pri to Core
1500Vrms 1 minute @ Sec to Core

2. Marking: Ensign Corp, part number (see table), date code

3. Safety:

UL/cUL 5085-2 Recognized (File E47299)

UL 1446 Recognized Insulation System (File E95662)



Part Number			
115V	115/230V	230V	Secondary
L056-1-510X	L056-2-510X	L056-3-510X	10VCT @ 5.6A
L056-1-512X	L056-2-512X	L056-3-512X	12.6VCT @ 4.4A
L056-1-516X	L056-2-516X	L056-3-516X	16VCT @ 3.5A
L056-1-520X	L056-2-520X	L056-3-520X	20VCT @ 2.8A
L056-1-524X	L056-2-524X	L056-3-524X	24VCT @ 2.4A
L056-1-528X	L056-2-528X	L056-3-528X	28VCT @ 2.0A
L056-1-536X	L056-2-536X	L056-3-536X	36VCT @ 1.5A
L056-1-548X	L056-2-548X	L056-3-548X	48VCT @ 1.2A
L056-1-556X	L056-2-556X	L056-3-556X	56VCT @ 1.0A
L056-1-620X	L056-2-620X	L056-3-620X	120VCT @ 0.5A



CONTENTS OF THIS DRAWING ARE SUBJECT TO CHANGE WITHOUT PRIOR NOTICE

**POWER TRANSFORMER
COMMANDER CLASS**

**L056-1-XXXX
L056-2-XXXX
L056-3-XXXX**

Ensign Corporation
201 ENSIGN RD., BELLEVUE, IA 52031

Dim: Inches

Sheet 1 of 1

PROPRIETARY NOTICE: THIS DRAWING PRINT OR DOCUMENT AND SUBJECT MATTER DISCLOSED HEREIN ARE PROPRIETARY ITEMS TO WHICH ENSIGN RETAINS THE EXCLUSIVE RIGHT OF DISSEMINATION, MANUFACTURE AND SALE. THIS DRAWING, PRINT OR DOCUMENT IS SUBMITTED IN CONFIDENCE FOR CONSIDERATION BY THE RECIPIENT ALONE UNLESS PERMISSION FOR FURTHER DISCLOSURE IS EXPRESSLY GRANTED IN WRITING