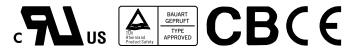




- Features :
  - Universal AC input / Full range
  - Protections: Short circuit / Over load / Over voltage
  - Cooling by free air convection
  - LED indicator for power on
  - 100% full load burn-in test
  - No load power consumption < 0.5W
  - All using 105°C long life electrolytic capacitors
  - Withstand 300VAC surge input for 5 second
  - High operating temperature up to 70°C
  - Withstand 5G vibration test
  - High efficiency, long life and high reliability
  - 3 years warranty

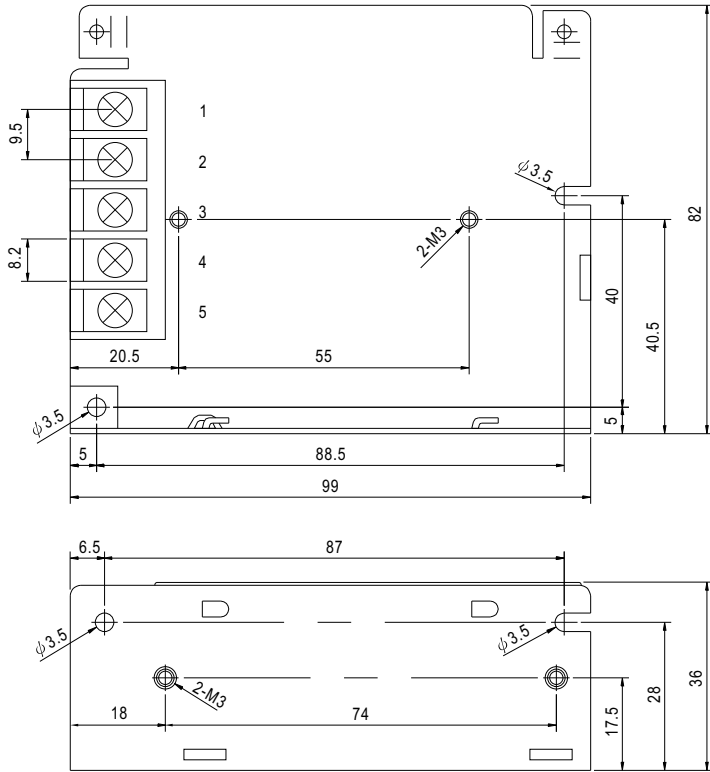


## SPECIFICATION

| MODEL                 | RS-35-3.3  | RS-35-5   | RS-35-12     | RS-35-15     | RS-35-24       | RS-35-48     |              |
|-----------------------|--|---|--------------|--------------|----------------|--------------|--------------|
| OUTPUT                | DC VOLTAGE   | 3.3V  | 5V           | 12V          | 15V            | 24V          | 48V          |
|                       | RATED CURRENT  | 7A  | 7A           | 3A           | 2.4A           | 1.5A         | 0.8A         |
|                       | CURRENT RANGE  | 0 ~ 7A  | 0 ~ 7A       | 0 ~ 3A       | 0 ~ 2.4A       | 0 ~ 1.5A     | 0 ~ 0.8A     |
|                       | RATED POWER  | 23.1W   | 35W          | 36W          | 36W            | 36W          | 38.4W        |
|                       | RIPPLE & NOISE (max.) Note.2   | 80mVp-p   | 80mVp-p      | 120mVp-p     | 120mVp-p       | 120mVp-p     | 200mVp-p     |
|                       | VOLTAGE ADJ. RANGE   | 2.9V ~ 3.6V   | 4.5 ~ 5.5V   | 10.8 ~ 13.2V | 13.5 ~ 16.5V   | 22 ~ 27.6V   | 42 ~ 54V     |
|                       | VOLTAGE TOLERANCE Note.3   | ±3.0%   | ±2.0%        | ±1.0%        | ±1.0%          | ±1.0%        | ±1.0%        |
|                       | LINE REGULATION Note.4   | ±0.5%   | ±0.5%        | ±0.5%        | ±0.5%          | ±0.5%        | ±0.5%        |
|                       | LOAD REGULATION Note.5   | ±2.0%   | ±1.0%        | ±0.5%        | ±0.5%          | ±0.5%        | ±0.5%        |
|                       | SETUP, RISE TIME   | 500ms, 50ms/230VAC      1200ms, 50ms/115VAC at full load  |              |              |                |              |              |
| HOLD UP TIME (Typ.)   | 80ms/230VAC      15ms/115VAC at full load  |   |              |              |                |              |              |
| INPUT                 | VOLTAGE RANGE  | 88 ~ 264VAC      125 ~ 373VDC (Withstand 300VAC surge for 5sec. Without damage)   |              |              |                |              |              |
|                       | FREQUENCY RANGE  | 47 ~ 63Hz   |              |              |                |              |              |
|                       | EFFICIENCY(Typ.)   | 76.5%   | 80.5%        | 84.5%        | 86%            | 88%          | 88.5%        |
|                       | AC CURRENT (Typ.)  | 0.8A/115VAC      0.55A/230VAC   |              |              |                |              |              |
|                       | INRUSH CURRENT (Typ.)  | COLD START 36A/230VAC   |              |              |                |              |              |
|                       | LEAKAGE CURRENT  | <2mA / 240VAC   |              |              |                |              |              |
| PROTECTION            | OVERLOAD   | 110 ~ 150% rated output power<br>Protection type : Hiccup mode, recovers automatically after fault condition is removed |              |              |                |              |              |
|                       | OVER VOLTAGE   | 3.8 ~ 4.45V   | 5.75 ~ 6.75V | 13.8 ~ 16.2V | 17.25 ~ 20.25V | 27.6 ~ 32.4V | 55.2 ~ 64.8V |
|                       |  | Protection type : Hiccup mode, recovers automatically after fault condition is removed                                  |              |              |                |              |              |
| ENVIRONMENT           | WORKING TEMP.  | -25 ~ +70°C (Refer to output load derating curve)   |              |              |                |              |              |
|                       | WORKING HUMIDITY   | 20 ~ 90% RH non-condensing  |              |              |                |              |              |
|                       | STORAGE TEMP., HUMIDITY  | -40 ~ +85°C, 10 ~ 95% RH  |              |              |                |              |              |
|                       | TEMP. COEFFICIENT  | ±0.03%/°C (0 ~ 50°C)  |              |              |                |              |              |
|                       | VIBRATION  | 10 ~ 500Hz, 5G 10min./1cycle, period for 60min. each along X, Y, Z axes   |              |              |                |              |              |
| SAFETY & EMC (Note 6) | SAFETY STANDARDS   | UL60950-1, TUV EN60950-1 approved   |              |              |                |              |              |
|                       | WITHSTAND VOLTAGE  | I/P-O/P:3KVAC    I/P-FG:1.5KVAC    O/P-FG:0.5KVAC   |              |              |                |              |              |
|                       | ISOLATION RESISTANCE   | I/P-O/P, I/P-FG, O/P-FG:100M Ohms / 500VDC / 25°C / 70% RH  |              |              |                |              |              |
|                       | EMI CONDUCTION & RADIATION   | Compliance to EN55022 (CISPR22) Class B   |              |              |                |              |              |
|                       | HARMONIC CURRENT   | Compliance to EN61000-3-2,-3  |              |              |                |              |              |
|                       | EMS IMMUNITY   | Compliance to EN61000-4-2,3,4,5,6,8,11; ENV50204, EN61000-6-2 (EN50082-2), heavy industry level, criteria A             |              |              |                |              |              |
| OTHERS                | MTBF   | 249Khrs min.    MIL-HDBK-217F (25°C)  |              |              |                |              |              |
|                       | DIMENSION  | 99*82*36mm (L*W*H)  |              |              |                |              |              |
|                       | PACKING  | 0.3Kg; 45pcs/14Kg/0.83CUFT  |              |              |                |              |              |
| NOTE                  | 1. All parameters NOT specially mentioned are measured at 230VAC input, rated load and 25°C of ambient temperature.<br>2. Ripple & noise are measured at 20MHz of bandwidth by using a 12" twisted pair-wire terminated with a 0.1uF & 47uF parallel capacitor.<br>3. Tolerance : includes set up tolerance, line regulation and load regulation.<br>4. Line regulation is measured from low line to high line at rated load.<br>5. Load regulation is measured from 0% to 100% rated load.<br>6. The power supply is considered a component which will be installed into a final equipment. The final equipment must be re-confirmed that it still meets EMC directives. For guidance on how to perform these EMC tests, please refer to "EMI testing of component power supplies."<br>(as available on <a href="http://www.meanwell.com">http://www.meanwell.com</a> ) |   |              |              |                |              |              |

**Mechanical Specification**

Case No. 932A Unit:mm

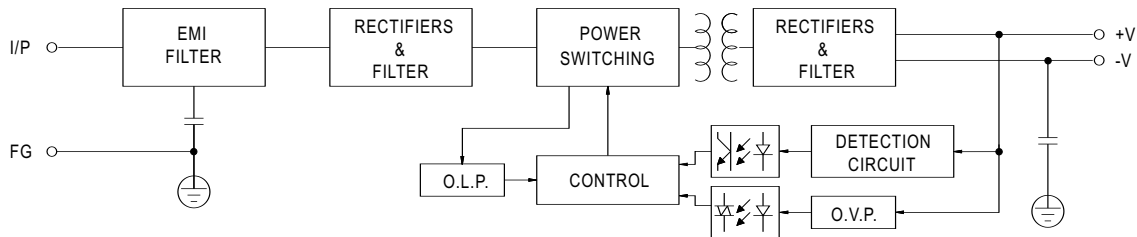


Terminal Pin No. Assignment

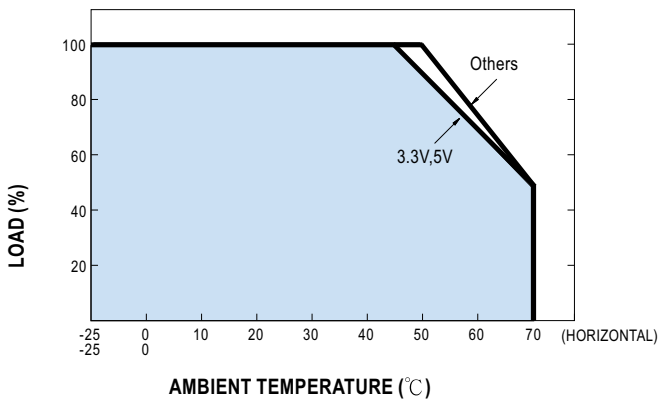
| Pin No. | Assignment | Pin No. | Assignment   |
|---------|------------|---------|--------------|
| 1       | AC/L       | 4       | DC OUTPUT -V |
| 2       | AC/N       | 5       | DC OUTPUT +V |
| 3       | FG $\perp$ |         |              |

**Block Diagram**

fosc : 60KHz



**Derating Curve**



**Static Characteristics (24V)**

