

RoHS Compliant Product
A suffix of "-C" specifies halogen & lead-free

FEATURES

- High h_{FE}
- Low noise
- Complementary to KTA1504

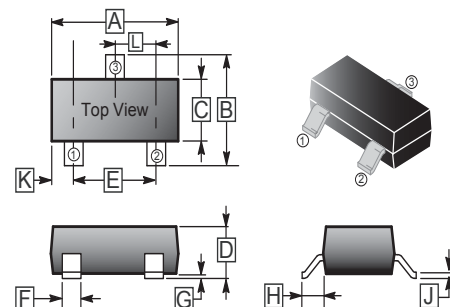
CLASSIFICATION OF h_{FE}

Product-Rank	KTC3875-Y	KTC3875-GR
Range	120~240	200~400
Marking Code	ALY	ALG

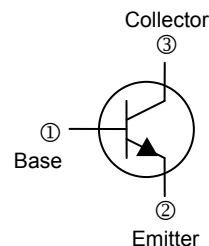
PACKAGE INFORMATION

Package	MPQ	Leader Size
SOT-23	3K	7 inch

SOT-23



REF.	Millimeter		REF.	Millimeter	
	Min.	Max.		Min.	Max.
A	2.80	3.04	G	0.09	0.18
B	2.10	2.55	H	0.45	0.60
C	1.20	1.40	J	0.08	0.177
D	0.89	1.15	K	0.6 REF.	
E	1.78	2.04	L	0.89	1.02
F	0.30	0.50			



ABSOLUTE MAXIMUM RATINGS ($T_A=25^\circ\text{C}$ unless otherwise specified)

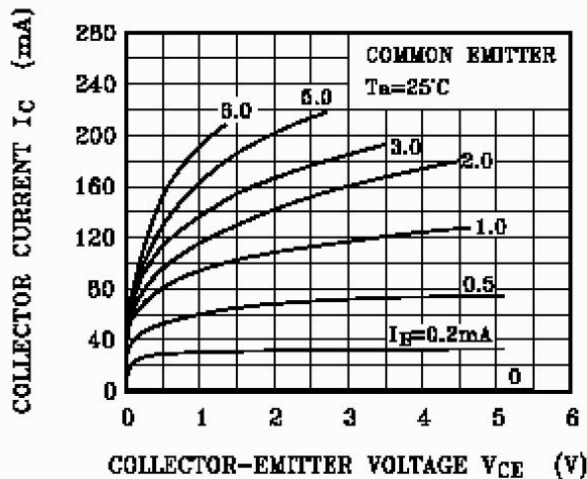
Parameter	Symbol	Ratings	Unit
Collector to Base Voltage	V_{CBO}	60	V
Collector to Emitter Voltage	V_{CEO}	50	V
Emitter to Base Voltage	V_{EBO}	5	V
Collector Current - Continuous	I_C	150	mA
Collector Power Dissipation	P_C	150	mW
Junction, Storage Temperature	T_J, T_{STG}	150, -55~150	$^\circ\text{C}$

ELECTRICAL CHARACTERISTICS ($T_A=25^\circ\text{C}$ unless otherwise specified)

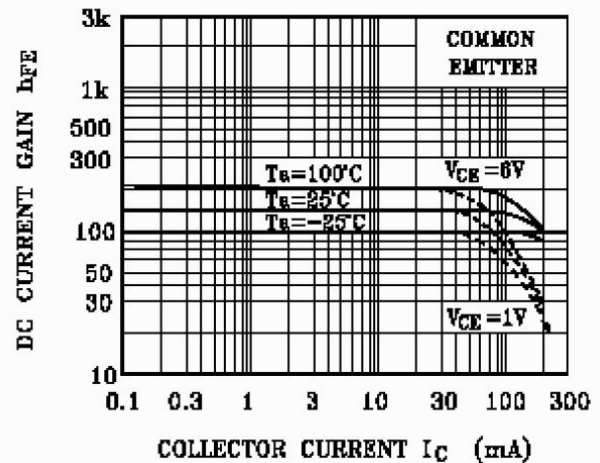
Parameter	Symbol	Min.	Typ.	Max.	Unit	Test Conditions
Collector to Base Breakdown Voltage	$V_{(BR)CBO}$	60	-	-	V	$I_C=100\mu\text{A}, I_E=0$
Collector to Emitter Breakdown Voltage	$V_{(BR)CEO}$	50	-	-	V	$I_C=1\text{mA}, I_B=0$
Emitter to Base Breakdown Voltage	$V_{(BR)EBO}$	5	-	-	V	$I_E=100\mu\text{A}, I_C=0$
Collector Cut-Off Current	I_{CBO}	-	-	0.1	μA	$V_{CB}=60\text{V}, I_E=0$
Emitter Cut-Off Current	I_{EBO}	-	-	0.1	μA	$V_{EB}=5\text{V}, I_C=0$
DC Current Gain	h_{FE}	120	-	400		$V_{CE}=6\text{V}, I_C=2\text{mA}$
Collector to Emitter Saturation Voltage	$V_{CE(sat)}$	-	0.1	0.25	V	$I_C=100\text{mA}, I_B=10\text{mA}$
Base to Emitter Saturation Voltage	$V_{BE(sat)}$	-	-	1	V	$I_C=100\text{mA}, I_B=10\text{mA}$
Transition Frequency	f_T	80	-	-	MHz	$V_{CE}=10\text{V}, I_C=1\text{mA}$
Collector output capacitance	C_{ob}	-	2.0	3.5	pF	$V_{CB}=10\text{V}, I_E=0, f=1\text{MHz}$
Noise figure	NF	-	1	10	dB	$V_{CE}=6\text{V}, I_C=0.1\text{mA}, R_g=10\text{k}\Omega, f=1\text{KHz}$

CHARACTERISTIC CURVES

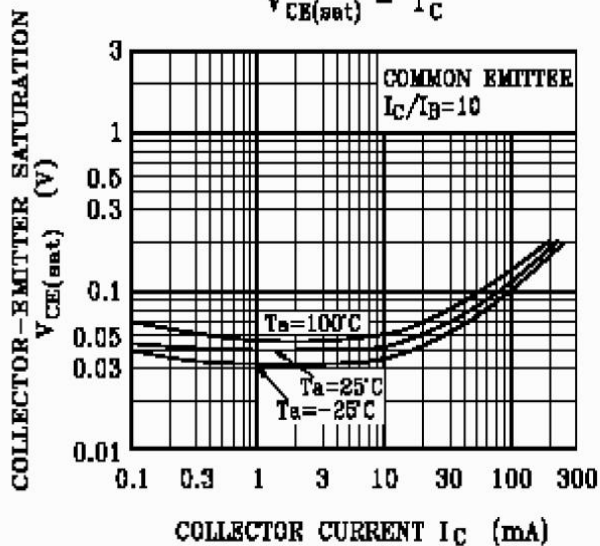
$I_C - V_{CE}$



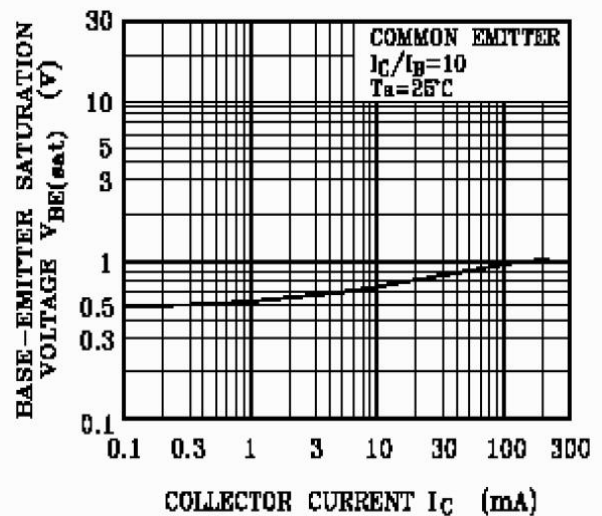
$h_{FE} - I_C$



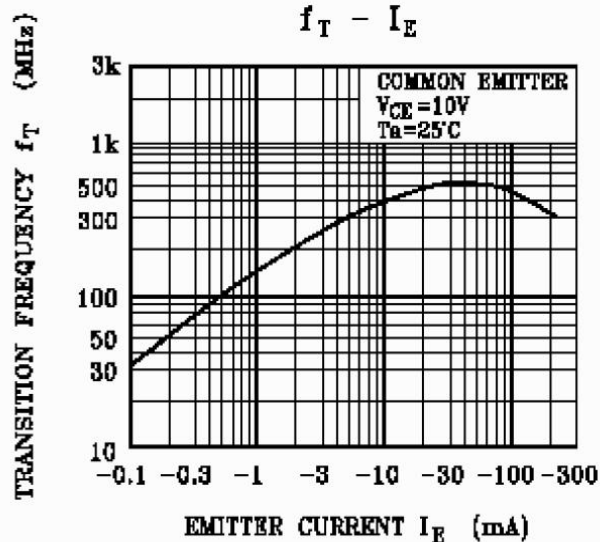
$V_{CE(sat)} - I_C$



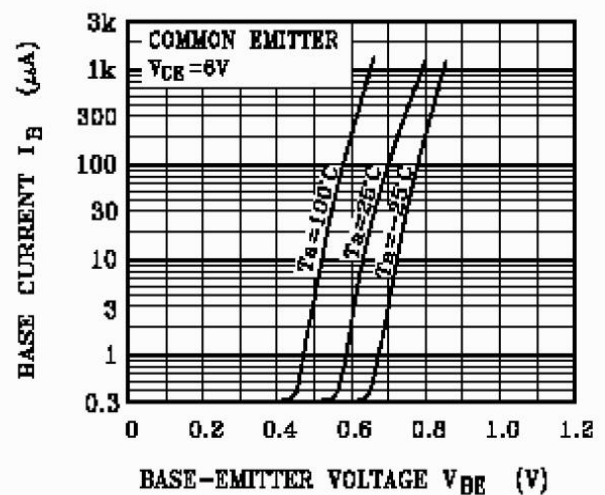
$V_{BE(sat)} - I_C$



$f_T - I_E$

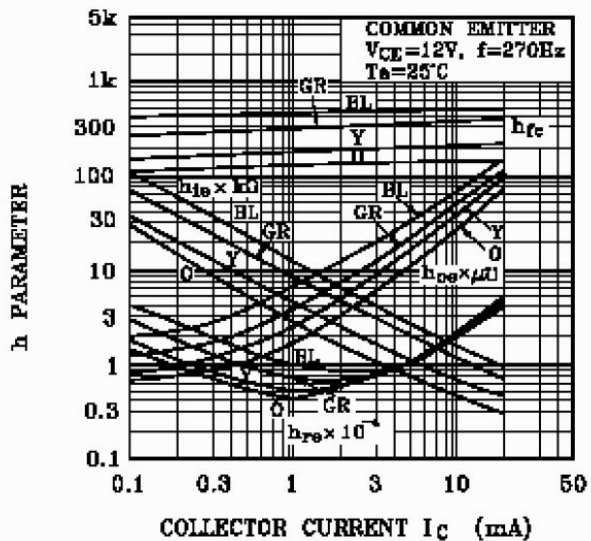


$I_B - V_{BE}$

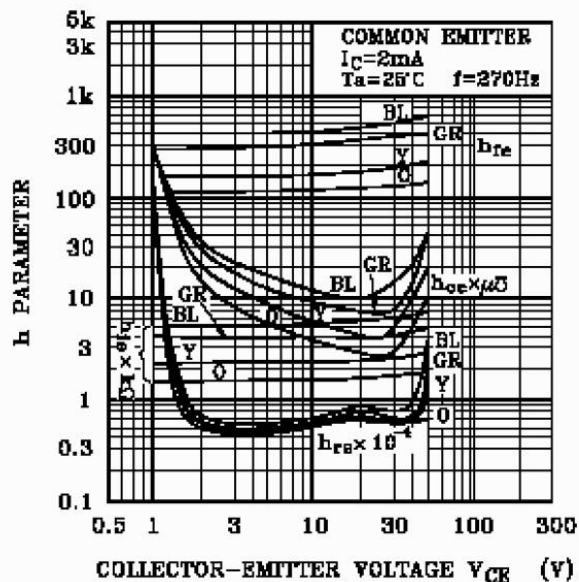


CHARACTERISTIC CURVES

h PARAMETER - I_C



h PARAMETER - V_{CE}



P_C - T_a

