



Micro Commercial Components



Micro Commercial Components
20736 Marilla Street Chatsworth
CA 91311
Phone: (818) 701-4933
Fax: (818) 701-4939

1N5913B3P
THRU
1N5956B3P

Features

- Halogen free available upon request by adding suffix "-HF"
- Glass Passivated Junction
- Low Profile Package
- Low Inductance
- Built-in Strain Relief
- Lead Free Finish/RoHS Compliant (Note1)("P" Suffix designates Compliant. See ordering information)
- Epoxy meets UL 94 V-0 flammability rating
- Moisture Sensitivity Level 1
- Marking : 1N5913B3~1N5956B3 type number and Cathode Band

3.0 Watt
Zener Diode
3.3to 200 Volts

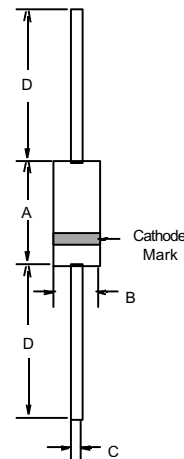
Maximum Ratings & Thermal Characteristics

Ratings at 25°C ambient temperature unless otherwise specified.

| Parameter | Symbol | Value | Unit |
|---|-----------|--------------------|------|
| Forward Voltage at $I_F=200mA$ | V_F | 1.5 | V |
| Power Dissipation at $T_L = 75^\circ C$ | P_{tot} | 3.0 ⁽²⁾ | W |
| Pwak forward Surge Current 8.3ms single half sine/square wave | I_{FSM} | 10 | Amps |
| Junction Temperature | T_j | -55 ~ +175 | °C |
| Storage Temperature Range | T_{STG} | -55 ~ +175 | °C |

Note1: High Temperature Solder Exemption Applied, see EU Directive Annex 7.
2. 0.375" lead length from body.

DO-41



| DIM | DIMENSIONS | | | | NOTE |
|-----|------------|-------|-------|-------|----------|
| | INCHES | | MM | | |
| | MIN | MAX | MIN | MAX | |
| A | 0.160 | 0.205 | 4.10 | 5.20 | |
| B | 0.080 | 0.107 | 2.00 | 2.70 | Diameter |
| C | 0.028 | 0.034 | 0.71 | 0.86 | Diameter |
| D | 1.000 | ----- | 25.40 | ----- | |

ELECTRICAL CHARACTERISTICS @25°C

| MCC PART NUMBER | ZENER VOLTAGE VZ | TEST CURRENT IZT | MAXIMUM DYNAMIC IMPEDANCE ZZT @IZT | KNEE CURRENT IZK | KNEE IMPEDANCE ZZK | MAXIMUM REVERSE CURRENT IR | REVERSE VOLTAGE VR |
|-----------------------|------------------------|------------------------|---|------------------------|--------------------------|-------------------------------------|--------------------------|
| | VOLTS | mA | OHMS | mA | OHMS | µA | VOLTS |
| 1N5913B3P | 3.3 | 113.6 | 10 | 1 | 500 | 100 | 1 |
| 1N5914B3P | 3.6 | 104.2 | 9 | 1 | 500 | 75 | 1 |
| 1N5915B3P | 3.9 | 96.1 | 7.5 | 1 | 500 | 25 | 1 |
| 1N5916B3P | 4.3 | 87.2 | 6 | 1 | 500 | 5 | 1 |
| 1N5917B3P | 4.7 | 79.8 | 5 | 1 | 500 | 5 | 1.5 |
| 1N5918B3P | 5.1 | 73.5 | 4 | 1 | 350 | 5 | 2 |
| 1N5919B3P | 5.6 | 66.9 | 2 | 1 | 250 | 5 | 3 |
| 1N5920B3P | 6.2 | 60.5 | 2 | 1 | 200 | 5 | 4 |
| 1N5921B3P | 6.8 | 55.1 | 2.5 | 1 | 200 | 5 | 5.2 |
| 1N5922B3P | 7.5 | 50 | 3 | 0.5 | 400 | 5 | 6 |
| 1N5923B3P | 8.2 | 45.7 | 3.5 | 0.5 | 400 | 5 | 6.5 |
| 1N5924B3P | 9.1 | 41.2 | 4 | 0.5 | 500 | 5 | 7 |
| 1N5925B3P | 10 | 37.5 | 4.5 | 0.25 | 500 | 5 | 8 |
| 1N5926B3P | 11 | 34.1 | 5.5 | 0.25 | 550 | 1 | 8.4 |
| 1N5927B3P | 12 | 31.2 | 6.5 | 0.25 | 550 | 1 | 9.1 |
| 1N5928B3P | 13 | 28.8 | 7 | 0.25 | 550 | 1 | 9.9 |
| 1N5929B3P | 15 | 25 | 9 | 0.25 | 600 | 1 | 11.4 |
| 1N5930B3P | 16 | 23.4 | 10 | 0.25 | 600 | 1 | 12.2 |
| 1N5931B3P | 18 | 20.8 | 12 | 0.25 | 650 | 1 | 13.7 |
| 1N5932B3P | 20 | 18.7 | 14 | 0.25 | 650 | 1 | 15.2 |
| 1N5933B3P | 22 | 17 | 17.5 | 0.25 | 650 | 1 | 16.7 |
| 1N5934B3P | 24 | 15.6 | 19 | 0.25 | 700 | 1 | 18.2 |
| 1N5935B3P | 27 | 13.9 | 23 | 0.25 | 700 | 1 | 20.6 |
| 1N5936B3P | 30 | 12.5 | 28 | 0.25 | 750 | 1 | 22.8 |
| 1N5937B3P | 33 | 11.4 | 33 | 0.25 | 800 | 1 | 25.1 |
| 1N5938B3P | 36 | 10.4 | 38 | 0.25 | 850 | 1 | 27.4 |
| 1N5939B3P | 39 | 9.6 | 45 | 0.25 | 900 | 1 | 29.7 |
| 1N5940B3P | 43 | 8.7 | 53 | 0.25 | 950 | 1 | 32.7 |
| 1N5941B3P | 47 | 8 | 67 | 0.25 | 1000 | 1 | 35.8 |
| 1N5942B3P | 51 | 7.3 | 70 | 0.25 | 1100 | 1 | 38.8 |
| 1N5943B3P | 56 | 6.7 | 86 | 0.25 | 1300 | 1 | 42.6 |
| 1N5944B3P | 62 | 6 | 100 | 0.25 | 1500 | 1 | 47.1 |
| 1N5945B3P | 68 | 5.5 | 120 | 0.25 | 1700 | 1 | 51.7 |
| 1N5946B3P | 75 | 5 | 140 | 0.25 | 2000 | 1 | 56 |
| 1N5947B3P | 82 | 4.6 | 160 | 0.25 | 2500 | 1 | 62.2 |
| 1N5948B3P | 91 | 4.1 | 200 | 0.25 | 3000 | 1 | 69.2 |
| 1N5949B3P | 100 | 3.7 | 250 | 0.25 | 3100 | 1 | 76 |
| 1N5950B3P | 110 | 3.4 | 300 | 0.25 | 4000 | 1 | 83.6 |
| 1N5951B3P | 120 | 3.1 | 380 | 0.25 | 4500 | 1 | 91.2 |
| 1N5952B3P | 130 | 2.9 | 450 | 0.25 | 5000 | 1 | 98.8 |
| 1N5953B3P | 150 | 2.5 | 600 | 0.25 | 6000 | 1 | 114 |
| 1N5954B3P | 160 | 2.3 | 700 | 0.25 | 6500 | 1 | 121.6 |
| 1N5955B3P | 180 | 2.1 | 900 | 0.25 | 7000 | 1 | 136.8 |
| 1N5956B3P | 200 | 1.9 | 1200 | 0.25 | 8000 | 1 | 152 |

* TOLERANCE AND VOLTAGE DESIGNATION Tolerance designation - The type numbers listed indicate a tolerance of +/-5%

Characteristics ($T_j=25^\circ\text{C}$ unless otherwise specified)

| Symbol | Parameter |
|----------|------------------------------------|
| V_Z | Reverse zener voltage @ I_{ZT} |
| I_{ZT} | Reverse current |
| Z_{ZT} | Maximum zener impedance @ I_{ZT} |
| I_{ZK} | Reverse current |
| Z_{ZK} | Maximum zener impedance @ I_{ZK} |
| I_R | Reverse leakage current @ V_R |
| V_R | Breakdown voltage |
| I_F | Forward current |
| V_F | Forward voltage @ I_F |

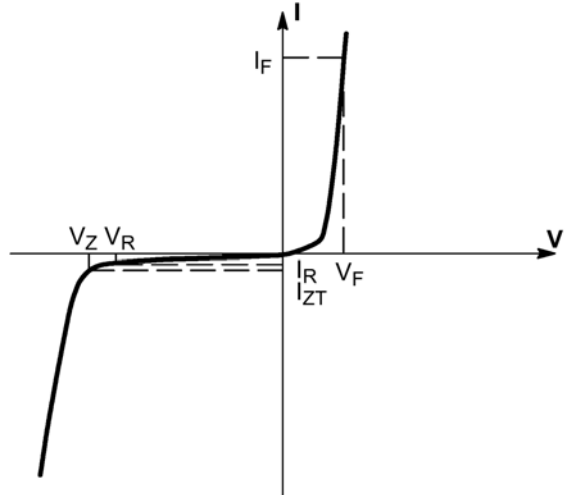


Figure 1. Zener voltage regulator

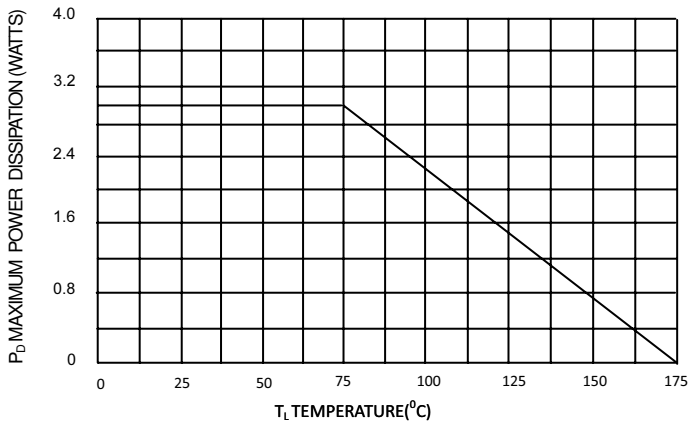


Figure 2. Steady state power derating

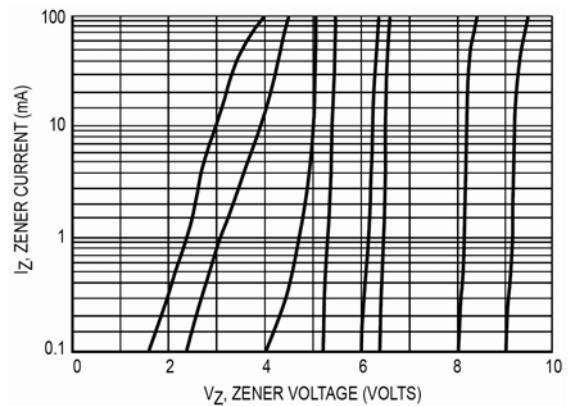


Figure 3. V_Z - 3.3 thru 10 volts

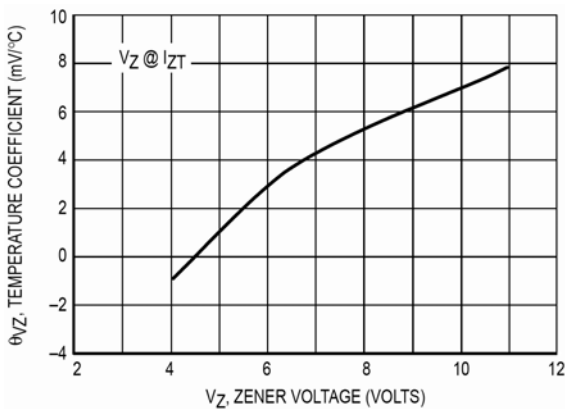


Figure 4. Zener voltage - 3.3 to 12 volts

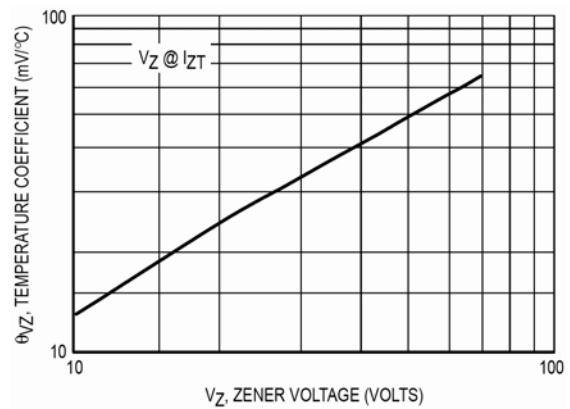


Figure 5. Zener voltage - 14 to 43 volts

1N5913B3P THRU 1N5956B3P

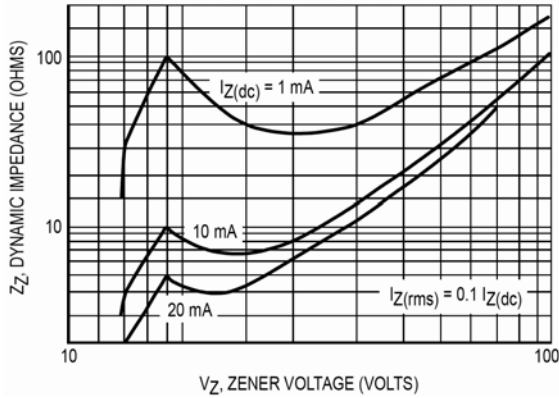


Figure 6. Effect of zener voltage

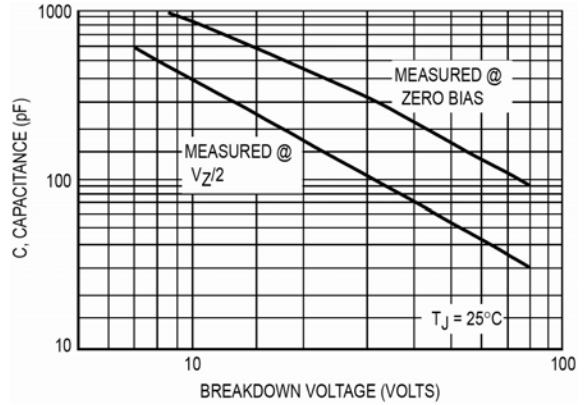


Figure 7. Capacitance curve

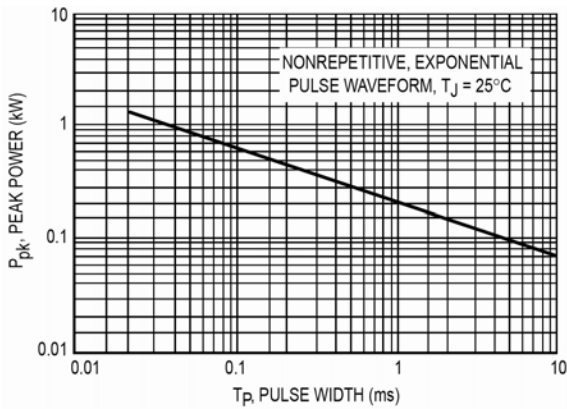


Figure 8. Typical pulse rating curve

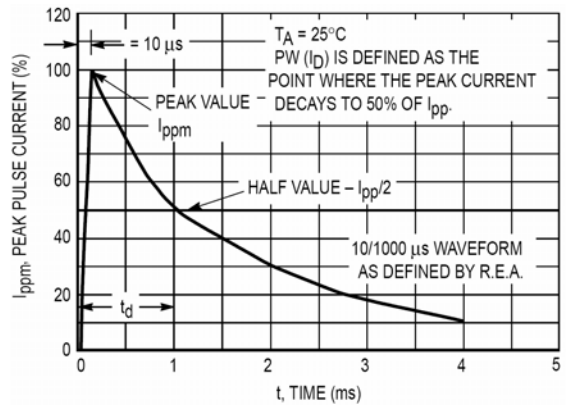


Figure 9. Pulse waveform

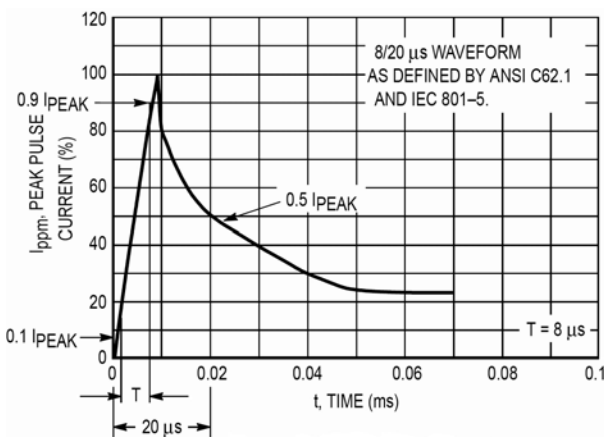


Figure 10. Pulse waveform



Micro Commercial Components

Ordering Information :

| Device | Packing |
|----------------|------------------------------|
| Part Number-TP | Tape&Reel: 5Kpcs/Reel |
| Part Number-AP | Ammo Packing: 5Kpcs/Ammo Box |
| Part Number-BP | Bulk: 50Kpcs/Carton |

Note : Adding "-HF" suffix for halogen free, eg. Part Number-TP-HF

IMPORTANT NOTICE

Micro Commercial Components Corp. reserves the right to make changes without further notice to any product herein to make corrections, modifications , enhancements , improvements , or other changes . **Micro Commercial Components Corp .** does not assume any liability arising out of the application or use of any product described herein; neither does it convey any license under its patent rights ,nor the rights of others . The user of products in such applications shall assume all risks of such use and will agree to hold **Micro Commercial Components Corp .** and all the companies whose products are represented on our website, harmless against all damages.

LIFE SUPPORT

MCC's products are not authorized for use as critical components in life support devices or systems without the express written approval of Micro Commercial Components Corporation.

CUSTOMER AWARENESS

Counterfeiting of semiconductor parts is a growing problem in the industry. Micro Commercial Components (MCC) is taking strong measures to protect ourselves and our customers from the proliferation of counterfeit parts. MCC strongly encourages customers to purchase MCC parts either directly from MCC or from Authorized MCC Distributors who are listed by country on our web page cited below. Products customers buy either from MCC directly or from Authorized MCC Distributors are genuine parts, have full traceability, meet MCC's quality standards for handling and storage. **MCC will not provide any warranty coverage or other assistance for parts bought from Unauthorized Sources.** MCC is committed to combat this global problem and encourage our customers to do their part in stopping this practice by buying direct or from authorized distributors.

www.mccsemi.com