

T821

Box Header w/o Latch, 2.54 Dip, Straight.



X

Housing Color
0=Grey
1=Black

XX

Positions
06=6 pos
:
:
64=64 pos

XX

Plating
A1=Full flash gold
A2=15u" gold
A3=30u" gold
A4= gold flash / Tin
SN=full Tin
A5= 30u" gold/ Tin

S1

Direction
S1 = Straight

XX

Latch Type
00: STD (non latch)
01:Short metal latch
02:Long metal latch
SO:w/stand off for pin

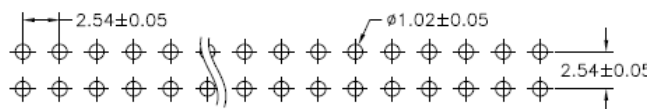
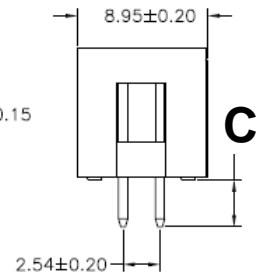
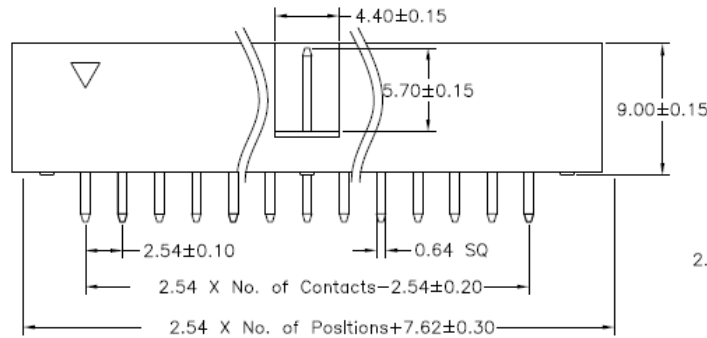
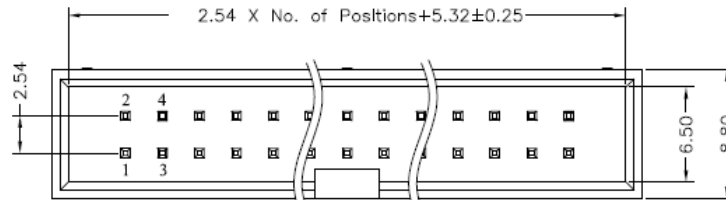
C

Variation code

EU

Fixed Index

C= STD, PBT, 3.3mm pin tail
H=Nylon 6T, 3.3mm pin tail
E=PBT / 2.54mm pin



Recommended PCB Layout

General Specification

Materials and Finish :

Insulator: Glass-reinforce thermoplastic, UL 94V-0.
Contact :Phosphor Bronze, plated with full flash gold or selected gold in mating area; 100u" full tin on the termination area, with entire contact under-plated 50u" nickel.

Electrical :

Contact Resistance:20 mΩ max. at 1A DC.
Insulation Resistance:1000 Megohms min. at 500VDC..
Dielectric Withstanding Voltage : 1000 VAC/RMS 60Hz for one minute.
Current Rating : 3A per contact
Voltage Rating : 250VAC/RMS 60Hz

Envirement :

Operating Temperature: -40degree C to +105 degree C

T821

Box Header w/o Latch, 2.54 Dip, Right Angle



X

Housing Color
0=Grey
1=Black

XX

Positions
06=6 pos
:
:
64=64 pos

XX

Plating
A1=Full flash gold
A2=15u" gold
A3=30u" gold
A4= gold flash / Tin
SN=full Tin
A5= 30u" gold/ Tin

R1

Direction
R1=Right Angle

XX

Latch Type
00: STD (non latch)
01:Short metal latch
02:Long metal latch
SO:w/stand off for pin

C

Variation code

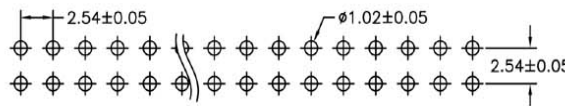
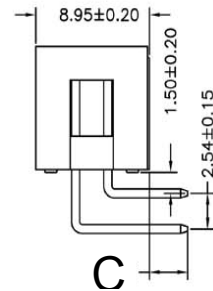
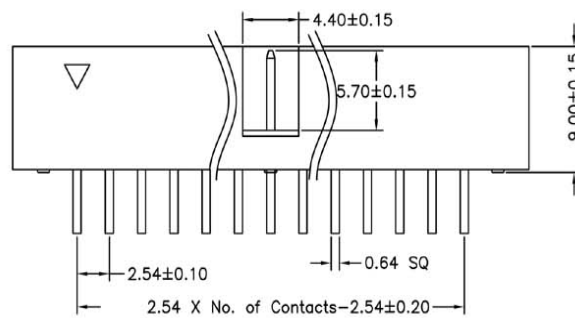
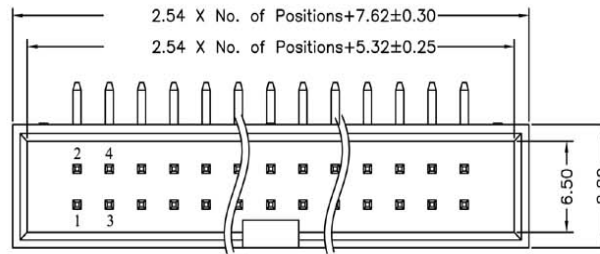
EU

Fixed Index

C= STD, PBT, 3.0mm pin tail

H=Nylon 6T, 3.0mm pin tail

E=PBT / 2.54mm pin



Recommended PCB Layout

General Specification

Materials and Finish :

Insulator: Glass-reinforce thermoplastic, UL 94V-0.
Contact :Phosphor Bronze, plated with full flash gold or selected gold in mating area; 100u" full tin on the termination area, with entire contact under-plated 50u" nickel.

Electrical :

Contact Resistance:20 mΩ max. at 1A DC.
Insulation Resistance:1000 Megohms min. at 500VDC..
Dielectric Withstanding Voltage : 1000 VAC/RMS 60Hz for one minute.
Current Rating : 3A per contact
Voltage Rating : 250VAC/RMS 60Hz

Envirement :

Operating Temperature: -40degree C to +105 degree C