



4.11" x 1.65" x 1.22"

- Universal 90-264VAC Input
- 2 Input Connection Options
- Single Outputs from 5 to 36VDC
- 4000V Isolation
- LPS Efficiency Level V
- Splash Proof Case



Model Number	Output Watts	Output Voltage	Output Amps	Total Regulation (See Notes)
*AMP1501-02(A or B)	13	5V	2.6A	5%
*AMP1501-03(A or B)	13	7V	1.85A	5%
*AMP1501-04(A or B)	15	9V	1.66A	5%
*AMP1501-05(A or B)	15	12V	1.25A	5%
*AMP1501-06(A or B)	15	15V	0.93A	5%
*AMP1501-07(A or B)	15	18V	0.83A	5%
*AMP1501-08(A or B)	15	24V	0.62A	3%
*AMP1501-09(A or B)	15	30V	0.5A	3%
*AMP1501-10(A or B)	15	36V	0.41A	3%

Notes:

*Denotes a choice of AC input connectors (A or B option). Please see Mechanical Dimensions. If not denoted, option "A" IEC-320-C14 input connector is used.

On AMP1501-02, 03 and 04 a 16AWG/4FT output cable is necessary to achieve the Total Regulation specification listed. 18AWG/4FT is required for all other models.

Low cost 3 Wire IEC320/C13 (Part Number ACCRD-C13) and 2 Wire IEC320/C7 (Part Number ACCRD-C7) Input Power Cords are available for these products. Inquire to the Astrodyne Sales Depart.

INPUT SPECIFICATIONS

Input Voltage Range	90-264 VAC (Universal)	
Frequency Range	47-63 Hz	
Input Current Max.	Low Line (115VAC)	0.33A
	High Line (230VAC)	0.18A
No Load Power Consumption	0.3W @ 230VAC	
Inrush Current, typ (Cold Start)	Low Line (115VAC)	16A max.
	High Line (230VAC)	30A max.
Leakage Current	0.3mA MAX.	
	@ 240 VAC, FL	

OUTPUT SPECIFICATIONS

Voltage and Current	See Selection Charts	
Output Power Range	0 to FL Rating	
Load Regulation (230Vin)	± 5%, max.	
Line Regulation	± 1%, max.	
Transient Response	100Vin, FL to 1/2L	4mS
Temperature Coefficient	±0.04%/°C, typ	
Ripple/Noise	FL, 90Vin	1% Pk-Pk
Over Voltage Protection	112-132%	
Over Current Protection	110-150%	
Short Circuit Protection	Continuous, self-recovering *	
Thermal Shutdown	-20 to 125°C	
Start Up / Hold Up Time	100Vin, FL	1S max. / 10 mS min.

GENERAL SPECIFICATIONS

Input-Out Isolation	5656VDC (4000VAC)
Isolation Resistance	50 MΩ min.
Efficiency (FL, 230Vin)	75%, typ
Safety	(c)UL60601-1, EN60601-1

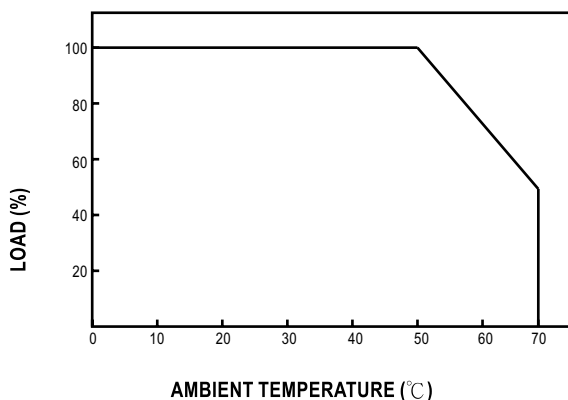
PHYSICAL SPECIFICATIONS

Size	4.11" x 1.65" x 1.22"
Construction	Desktop Style
Weight	6.0oz (170g)

ENVIRONMENTAL SPECIFICATIONS

Oper. Temperature	0 to +50°C (FL) *
	50% Load @ 70°C (See Derate Curve)
Storage Temperature	-40 to +85°C *
Relative Humidity	5% to 95%, non-cond *
EMC 110Vin:	FCC Part 15 Class B
	EN55022B
MTBF	100,000 Hrs
Efficiency Level	V

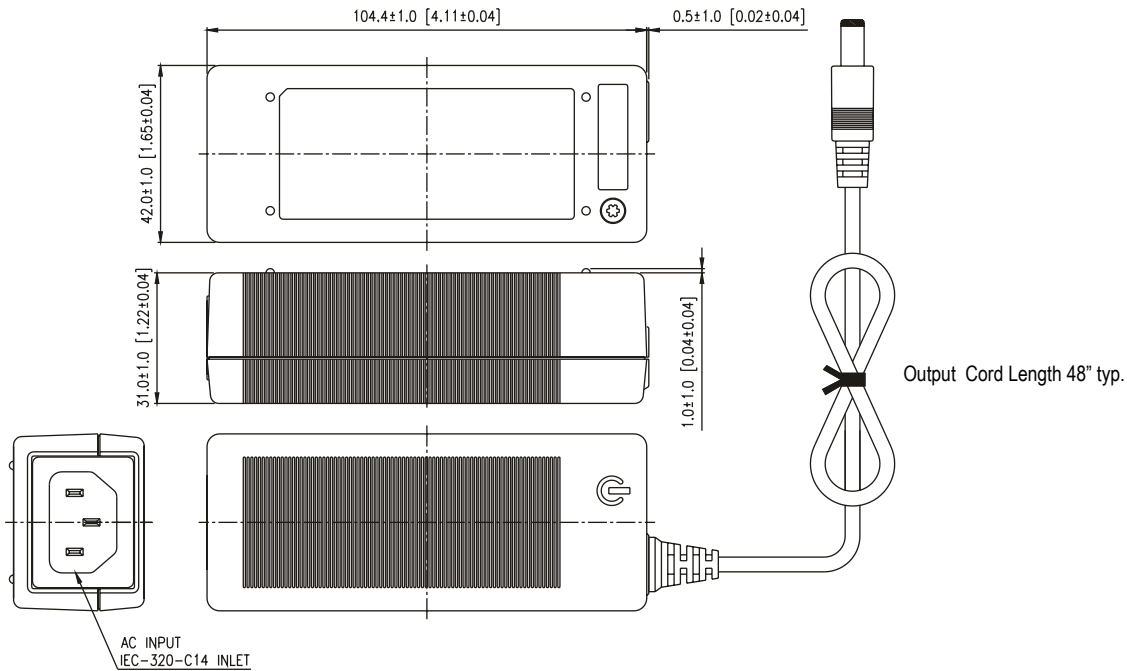
DERATE CURVE



All specifications are typical at nominal input, full load, and 25°C unless otherwise noted

* These are stress ratings. Exposure of the devices to any of these conditions may adversely affect long term reliability. Proper operation under conditions other than the standard operating conditions is neither warranted nor implied.

MECHANICAL DIMENSIONS - AMP1501-XXA



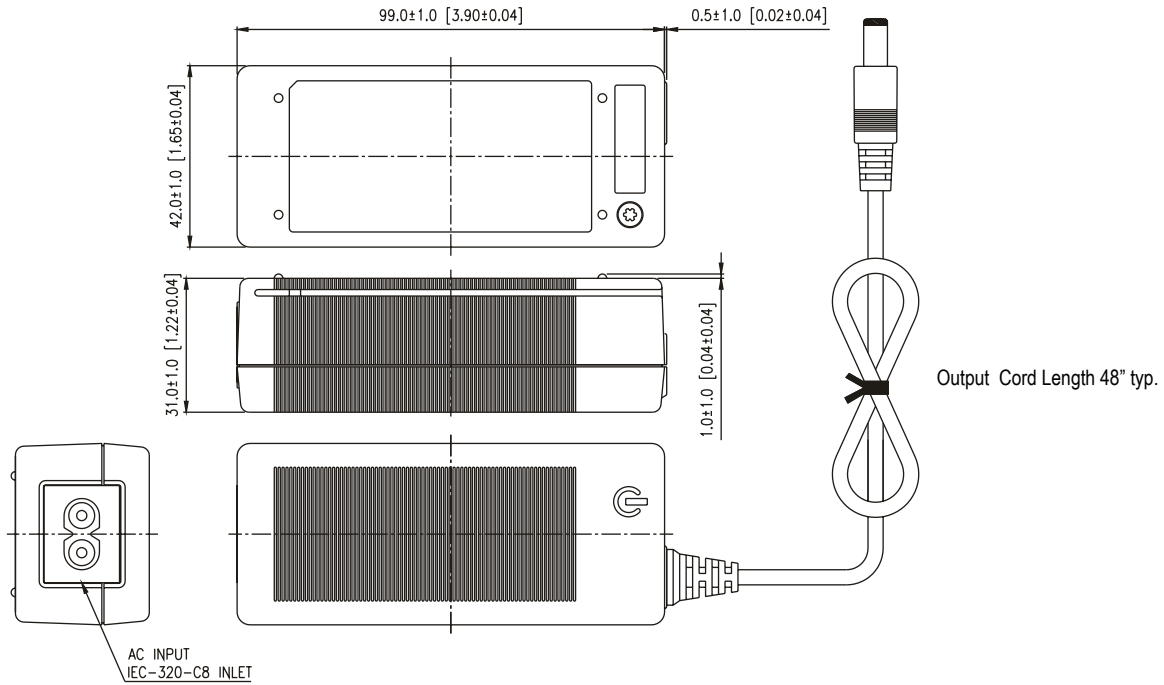
DC OUTPUT CONNECTIONS

Coaxial Plug

5.5mm outer diameter
2.1mm inner diameter, female
11mm length, center "+"



MECHANICAL DIMENSIONS - AMP1501-XXB



DC OUTPUT CONNECTIONS

Coaxial Plug

5.5mm outer diameter
2.1mm inner diameter, female
11mm length, center "+"

