

NA-1429

BLS6G3135-120 at 3100-3500 MHz

Rev. 2 — 28 April 2015

Application Measurement
Report

Document information

Info	Content
Keywords	NA-1429
Abstract	Measurement results of a demo board for 3100-3500 MHz with 1x BLS6G3135-120.



Revision history

Rev	Date	Description
1	20111213	
2	20150424	Update for web publication

Contact information

For more information, please visit: <http://www.nxp.com>

For sales office addresses, please send an email to: salesaddresses@nxp.com

1. Introduction

1.1 General information

This report gives the test results for a 3100-3500MHz demo amplifier (Board NA-1429), using the NXP LDMOS transistor **BLS6G3135-120**. The following test has been performed:

- Pulsed CW @ $V_{DS}=32V$, $I_{DQ}=100mA$, $t_p=300\mu s$, $\delta=10\%$

All testing has been performed at $V_{DS}=32V$, $I_{DQ}=100mA$ and $T_H=25^\circ C$. Data is presented in graphical format.

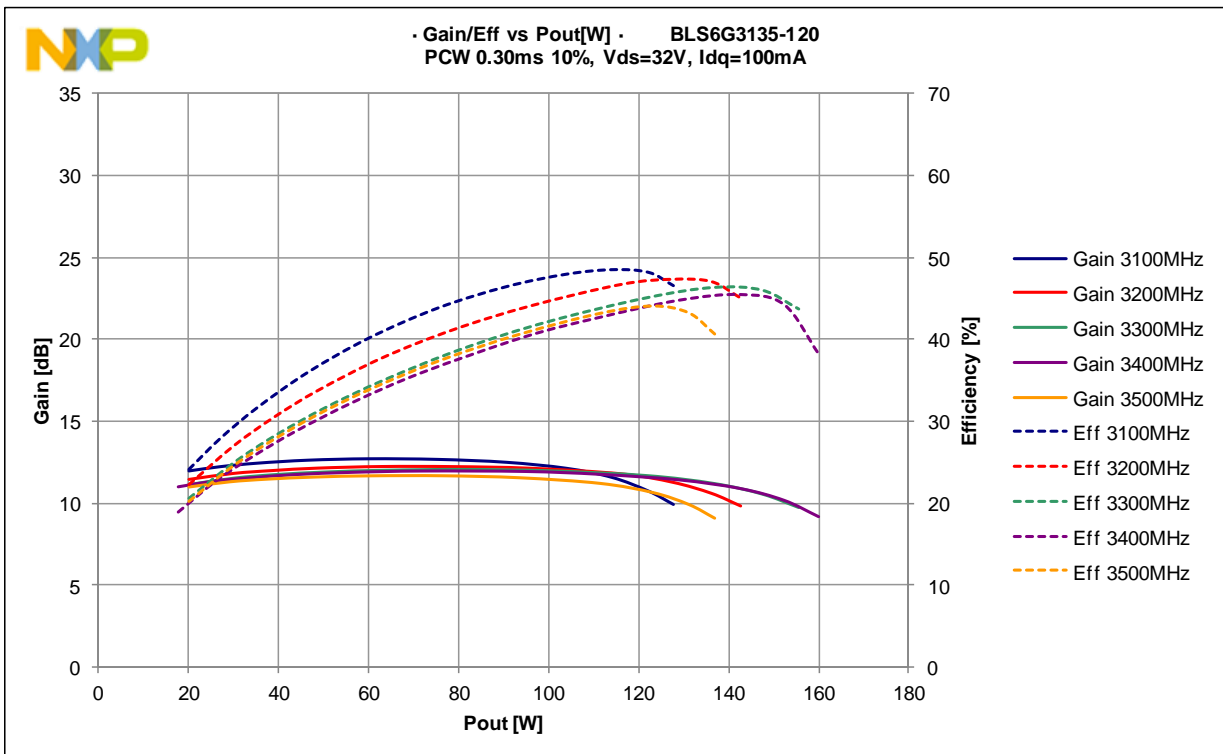
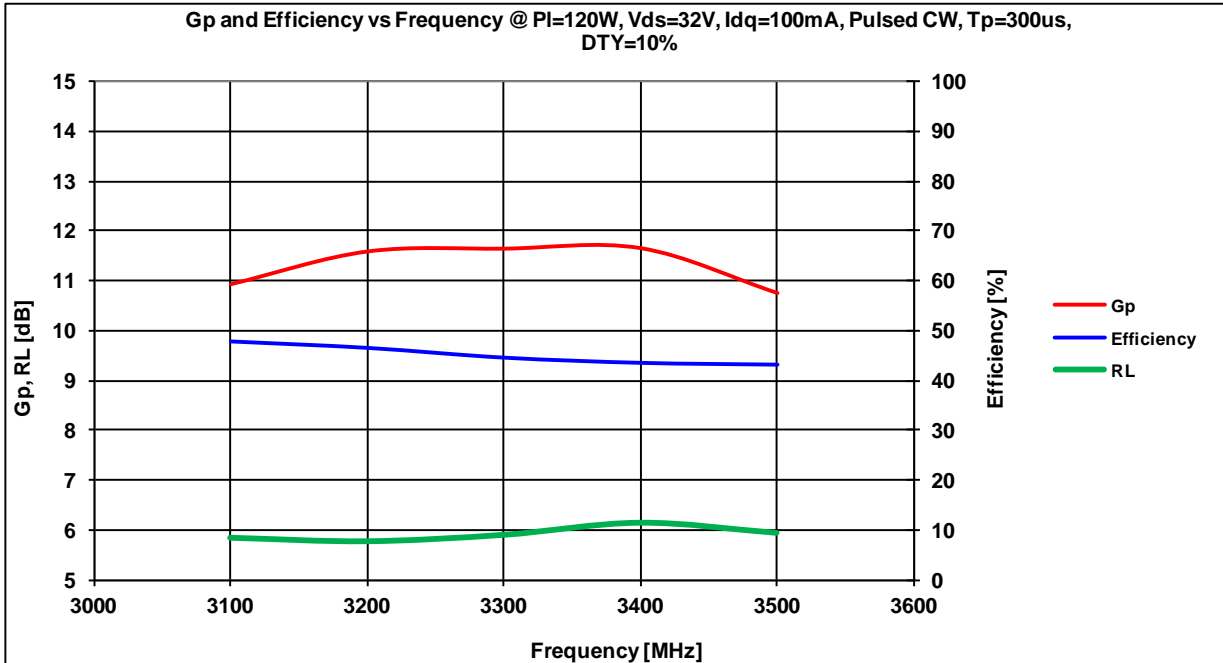
NOTE: Use an Electrolytic Capacitor of 10000uF parallel to the V_{ds} as close as possible to the demo board. This delivers the current peaks to the demo board.

1.2 Test circuit

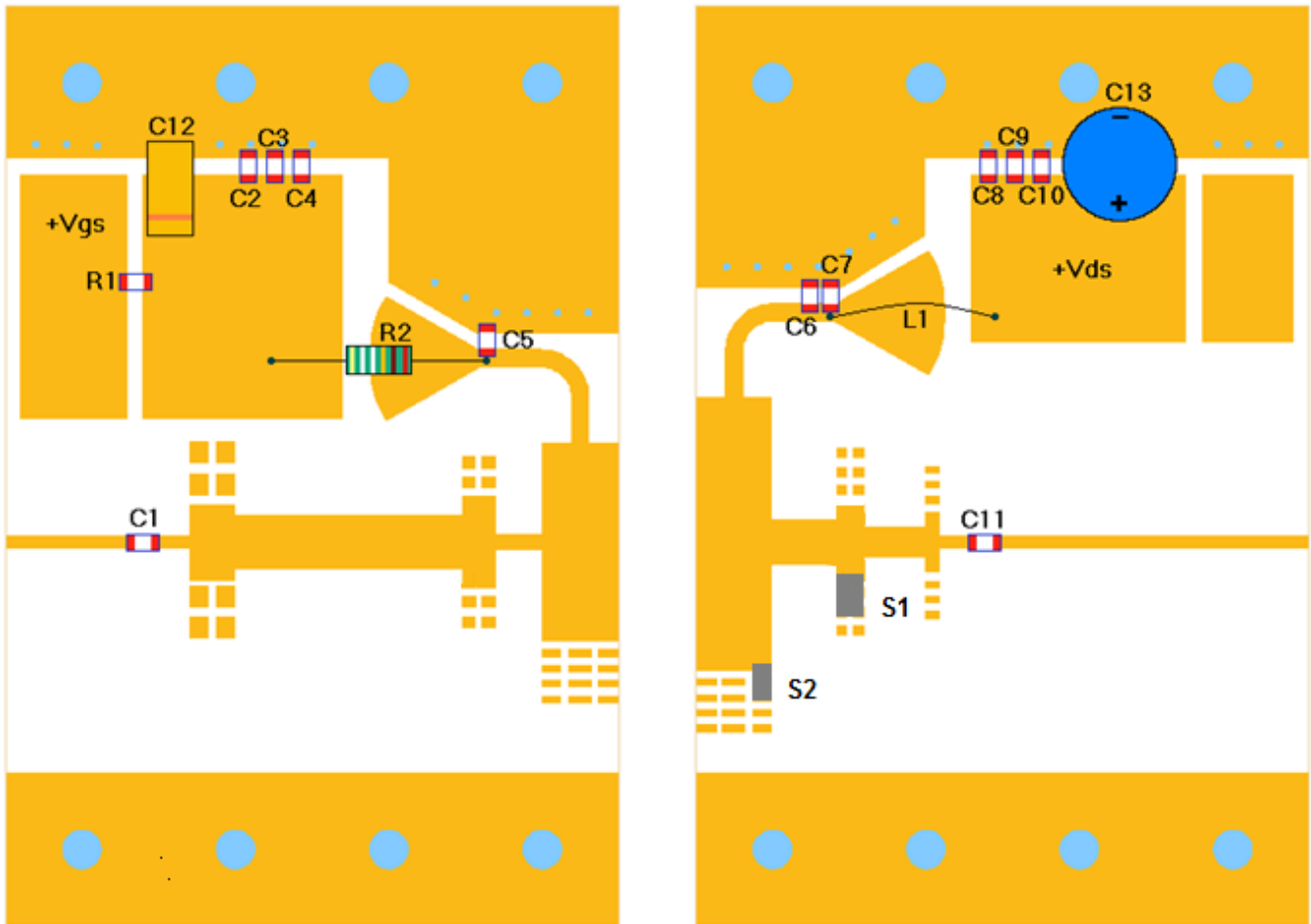
A description of this circuit can be found in **chapter** Error! Reference source not found.. The test circuit has been designed on Duriod 6006, 0.64mm thick, $\epsilon_r=6.16$.

2. Measurement Results

2.1 Test Results Frequency Sweep and Power Sweep:




3. Test Circuit and List of Components



List of components	
Component	Description
C1,C3,C4,C5,C6,C7,C8,C9,C11	24pF ATC100A
C2,C10	1nF ATC700A
C12	47uF/20V Tantalum
C13	100uF/63V
R1	56 Ohm SMD
R2	49.9 Ohm / 0.6W MetalFilm
S1	Metal Strip
L1	Copper wire 1mm diameter, length=16mm
Pcb-material=Duriod 6006,E r=6.16, H=0.64mm, 2x Cu	

4. Photos Demo Board



5. Attachments

Please see the attachment for the support files.

6. Legal information

6.1 Definitions

Draft — The document is a draft version only. The content is still under internal review and subject to formal approval, which may result in modifications or additions. NXP Semiconductors does not give any representations or warranties as to the accuracy or completeness of information included herein and shall have no liability for the consequences of use of such information.

6.2 Disclaimers

Limited warranty and liability — Information in this document is believed to be accurate and reliable. However, NXP Semiconductors does not give any representations or warranties, expressed or implied, as to the accuracy or completeness of such information and shall have no liability for the consequences of use of such information.

In no event shall NXP Semiconductors be liable for any indirect, incidental, punitive, special or consequential damages (including - without limitation - lost profits, lost savings, business interruption, costs related to the removal or replacement of any products or rework charges) whether or not such damages are based on tort (including negligence), warranty, breach of contract or any other legal theory.

Notwithstanding any damages that customer might incur for any reason whatsoever, NXP Semiconductors' aggregate and cumulative liability towards customer for the products described herein shall be limited in accordance with the Terms and conditions of commercial sale of NXP Semiconductors.

Right to make changes — NXP Semiconductors reserves the right to make changes to information published in this document, including without limitation specifications and product descriptions, at any time and without notice. This document supersedes and replaces all information supplied prior to the publication hereof.

Suitability for use — NXP Semiconductors products are not designed, authorized or warranted to be suitable for use in life support, life-critical or safety-critical systems or equipment, nor in applications where failure or

malfunction of an NXP Semiconductors product can reasonably be expected to result in personal injury, death or severe property or environmental damage. NXP Semiconductors accepts no liability for inclusion and/or use of NXP Semiconductors products in such equipment or applications and therefore such inclusion and/or use is at the customer's own risk.

Applications — Applications that are described herein for any of these products are for illustrative purposes only. NXP Semiconductors makes no representation or warranty that such applications will be suitable for the specified use without further testing or modification.

Customers are responsible for the design and operation of their applications and products using NXP Semiconductors products, and NXP Semiconductors accepts no liability for any assistance with applications or customer product design. It is customer's sole responsibility to determine whether the NXP Semiconductors product is suitable and fit for the customer's applications and products planned, as well as for the planned application and use of customer's third party customer(s). Customers should provide appropriate design and operating safeguards to minimize the risks associated with their applications and products.

NXP Semiconductors does not accept any liability related to any default, damage, costs or problem which is based on any weakness or default in the customer's applications or products, or the application or use by customer's third party customer(s). Customer is responsible for doing all necessary testing for the customer's applications and products using NXP Semiconductors products in order to avoid a default of the applications and the products or of the application or use by customer's third party customer(s). NXP does not accept any liability in this respect.

Export control — This document as well as the item(s) described herein may be subject to export control regulations. Export might require a prior authorization from competent authorities.

6.3 Trademarks

Notice: All referenced brands, product names, service names and trademarks are property of their respective owners.

7. Contents

- 1. Introduction 3
- 1.1 General information..... 3
- 1.2 Test circuit..... 3
- 2. Measurement Results 4
- 2.1 Test Results Frequency Sweep and Power
Sweep: 4
- 3. Test Circuit and List of Components..... 5
- 4. Photos Demo Board..... 6
- 5. Attachments..... 6
- 6. Legal information 7
- 6.1 Definitions 7
- 6.2 Disclaimers..... 7
- 6.3 Trademarks..... 7
- 7. Contents..... 8

Please be aware that important notices concerning this document and the product(s) described herein, have been included in the section 'Legal information'.

© NXP B.V. 2015. All rights reserved.

For more information, please visit: <http://www.nxp.com>
For sales office addresses, please send an email to: salesaddresses@nxp.com

Date of release: 28 April 2015
Document identifier: NA-1429