

EL Driver System Application.

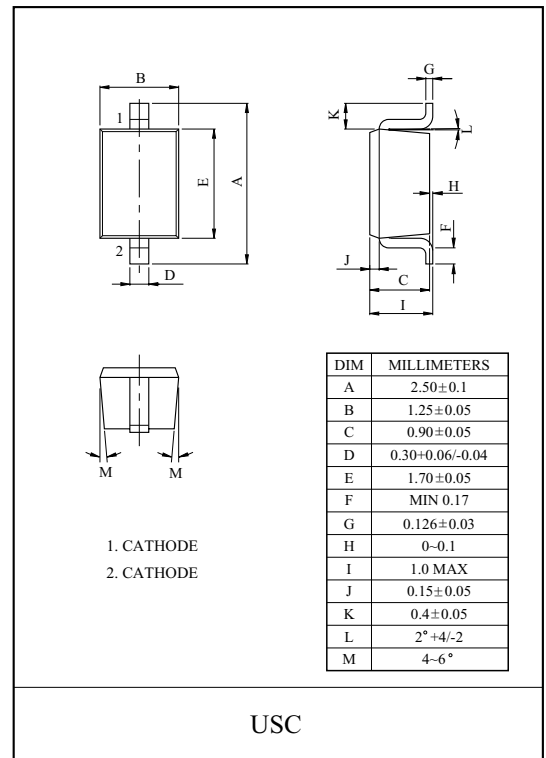
FEATURES

- Small Package : USC
- Sharp breakdown characteristic.
- Normal Voltage Tolerance About $\pm 5.0\%$

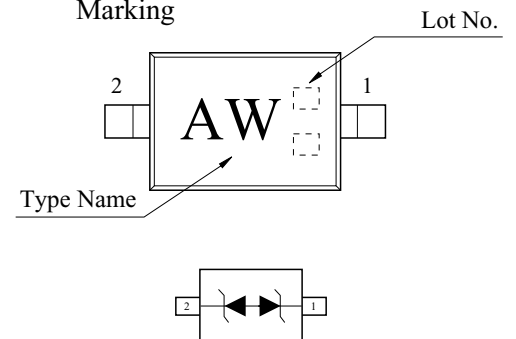
MAXIMUM RATING (Ta=25°C)

CHARACTERISTIC	SYMBOL	RATING	UNIT
Power Dissipation	P_D^*	200	mW
Junction Temperature	T_j	150	°C
Storage Temperature Range	T_{stg}	-55 ~ 150	°C
Operating Temperature	T_{opr}	-55 ~ 150	°C

* Mounted on a glass epoxy circuit board of 20×20mm, pad dimension of 4×4mm.



Marking



ELECTRICAL CHARACTERISTICS (Ta=25°C)

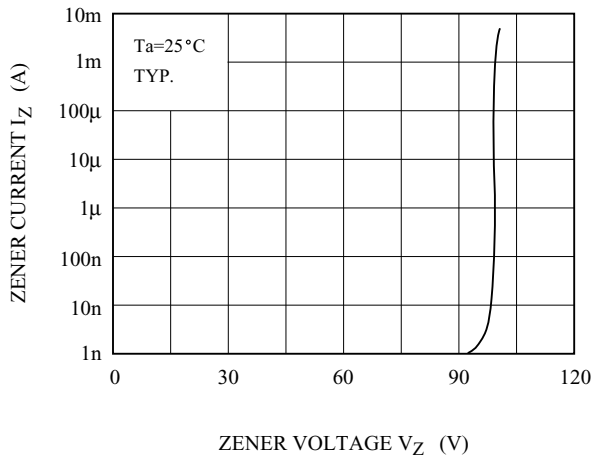
CHARACTERISTIC	SYMBOL	TEST CONDITION	MIN.	TYP.	MAX.	UNIT
Zener Voltage (Note1)	V_Z	$I_Z=1mA$	95.0	-	105.0	V
Dynamic Impedan (Note2)	Z_Z	$I_Z=1mA$	-	-	700	Ω
Reverse Current	I_R	$V_R=76V$	-	-	0.2	μA

(Note 1) V_Z is tested with pulsed (40ms)

(Note 2) V_Z is measured at I_Z by given a very small A.C current signal.

KDZ100VW

$I_Z - V_Z$



$P - T_a$

