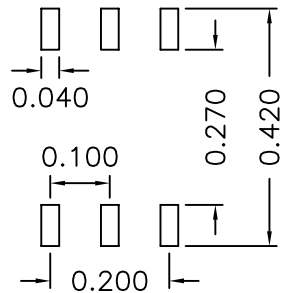
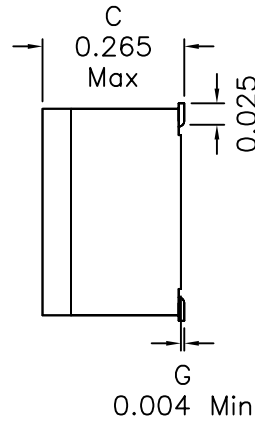
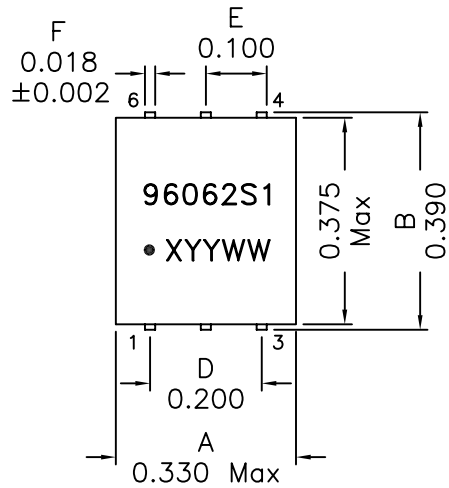


1. Mechanical Dimensions



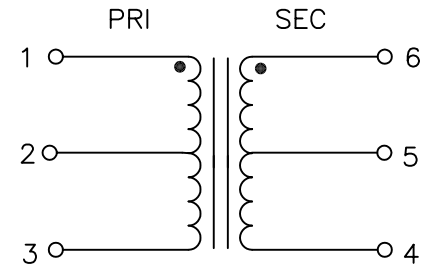
SUGGESTED PCB LAYOUT

Notes:

1. Solderability: Leads shall meet MIL-STD-202G, Method 208H for solderability.
2. Flammability: UL94V-0
3. ASTM oxygen index: > 28%
4. Insulation System: Class F 155°C. UL file E151556
5. All listed parameters are to be within tolerance from -40C to +85C unless otherwise noted.
6. Storage Temperature Range: -55°C to +125°C
7. Aqueous wash compatible
8. SMD Lead Coplanarity: $\pm 0.004''$ (0.102mm)
9. Electrical and mechanical specifications 100% tested
10. RoHS Compliant Component

DOC. REV: B/1

2. Schematic:



3. Electrical Specifications: @25°C

HIPOT: 2000Vac, PRI to SEC

URNS RATIO: (PRI):(SEC)=2CT:1CT \pm 3%

PRI OCL: 960uH Typ @100KHz 50mV

500uH Min @100KHz 50mV at -40C

Q: 8 Min @10KHz 50mV

LL: 0.40uH Typ @100KHz 50mV, Short SEC

DCR: 0.800 Ohms Max, Each

ET Constant: 11V-uS Min

XFMRs Inc www.XFMRS.com		Title: T1/CEPT/DS1 MAGNETICS TRANSFORMERS		
UNLESS OTHERWISE SPECIFIED TOLERANCES: .xxx \pm 0.010 Dimensions in INCH		P/N: XF9606-2S1	REV. B	
SHEET 1 OF 2		DWN.	Feng	Aug-17-11
		CHK.	YK Liao	Aug-17-11
		APP.	BW	Aug-17-11