

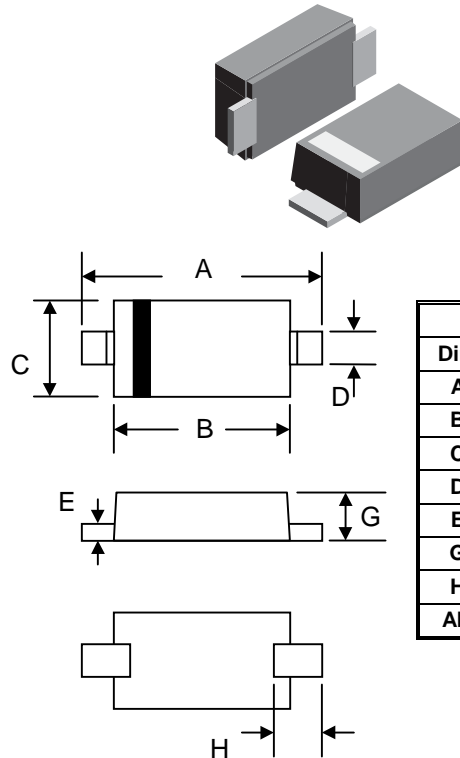
VOLTAGE RANGE: 45V
CURRENT: 200mA

Features

- Small surface mounting type
- Low I_R
- High reliability

Mechanical Data

- Case: SOD-323 Plastic Case
- Weight: approx. 0.004 g
- Marking Code: A6



SOD-323		
Dim	Min	Max
A	2.30	2.70
B	1.75	1.95
C	1.15	1.35
D	0.25	0.35
E	0.05	0.15
G	0.70	0.95
H	0.30	—
All Dimensions in mm		

Maximum Ratings @ T_A = 25°C unless otherwise specified

Absolute Maximum Ratings (T_a = 25 °C)

Parameter	Symbol	Value	Unit
Peak Reverse Voltage	V _{RM}	45	V
Power Dissipation	P _{tot}	200	mW
Reverse Voltage	V _R	40	V
Mean Rectifying Current	I _O	0.1	A
Peak Forward Surge Current (60 Hz for 1 Cyc.)	I _{FSM}	1	A
Junction Temperature	T _j	125	°C
Storage Temperature Range	T _s	- 40 to + 125	°C

Characteristics at T_a = 25°C

Parameter	Symbol	Min.	Typ.	Max.	Unit
Reverse Breakdown Voltage at I _R = 100 μA	V _{(BR)R}	45	-	-	V
Forward Voltage at I _F = 10 mA	V _F	-	-	0.45	V
Reverse Current at V _R = 10 V	I _R	-	-	1	μA
Capacitance Between Terminals at V _R = 10 V, f = 1 MHz	C _T	-	6	-	pF

Note: ESD sensitive product handling required.

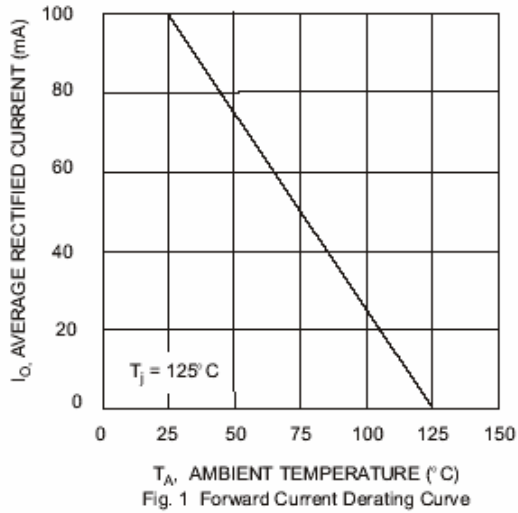


Fig. 1 Forward Current Derating Curve

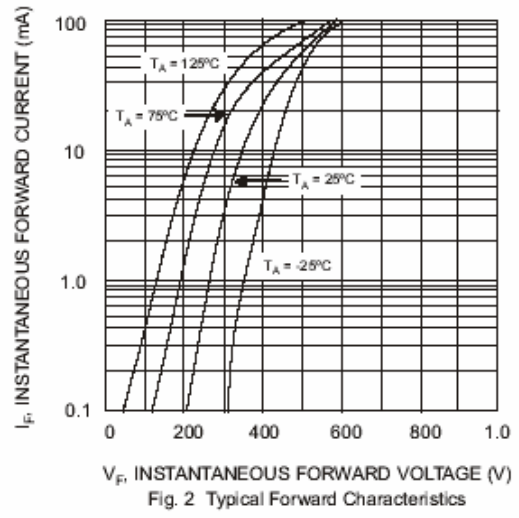


Fig. 2 Typical Forward Characteristics

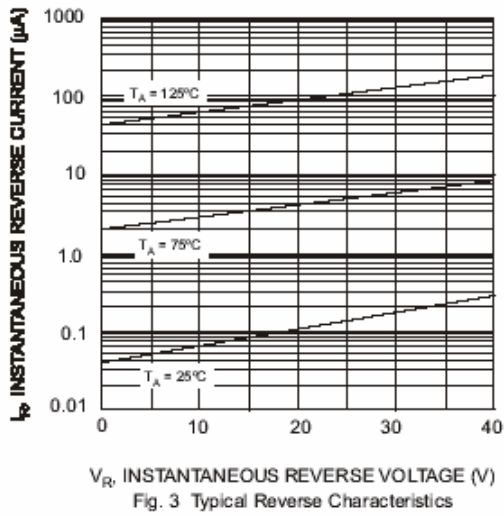


Fig. 3 Typical Reverse Characteristics

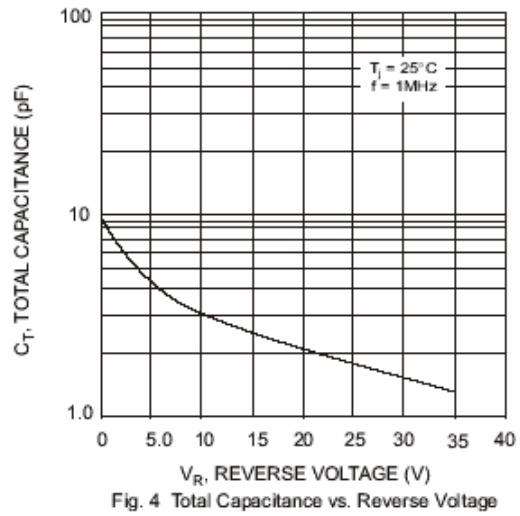


Fig. 4 Total Capacitance vs. Reverse Voltage