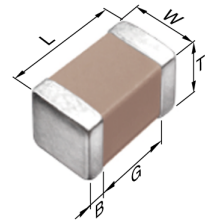


C2012X7R1E105M125AB



TDK item description C2012X7R1E105MT****

| | |
|---------------------|---|
| Applications | Commercial Grade Please refer to Part No. CGA4J3X7R1E105M125AB for Automotive use. |
| Feature | General General (Up to 50V) |
| Series | C2012 [EIA 0805] |
| Status | Production (Not Recommended for New Design) |



Dimensions in mm

| Size | |
|-------------------------------|--|
| Length(L) | 2.00mm ±0.20mm |
| Width(W) | 1.25mm ±0.20mm |
| Thickness(T) | 1.25mm ±0.20mm |
| Terminal Width(B) | 0.20mm Min. |
| Terminal Spacing(G) | 0.50mm Min. |
| Recommended Land Pattern (PA) | 1.00mm to 1.30mm(Flow Soldering) 0.90mm to 1.20mm(Reflow Soldering) |
| Recommended Land Pattern (PB) | 1.00mm to 1.20mm(Flow Soldering) 0.70mm to 0.90mm(Reflow Soldering) |
| Recommended Land Pattern (PC) | 0.80mm to 1.10mm(Flow Soldering) 0.90mm to 1.20mm(Reflow Soldering) |

| Electrical Characteristics | |
|------------------------------|-----------|
| Capacitance | 1µF ±20% |
| Rated Voltage | 25VDC |
| Temperature Characteristic | X7R(±15%) |
| Dissipation Factor (Max.) | 5% |
| Insulation Resistance (Min.) | 500MΩ |

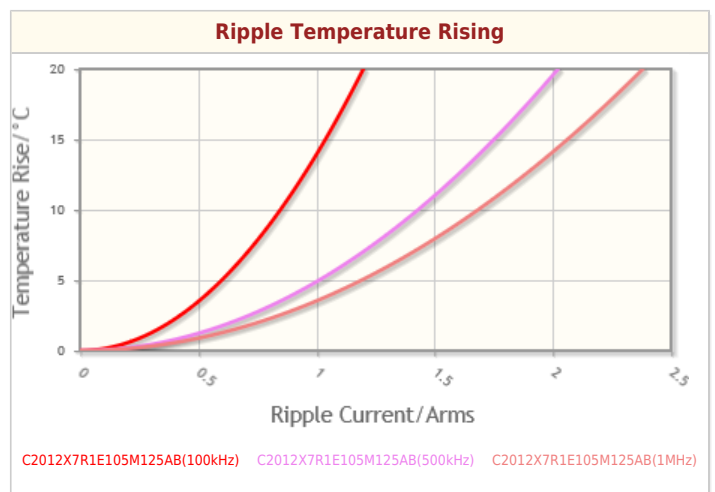
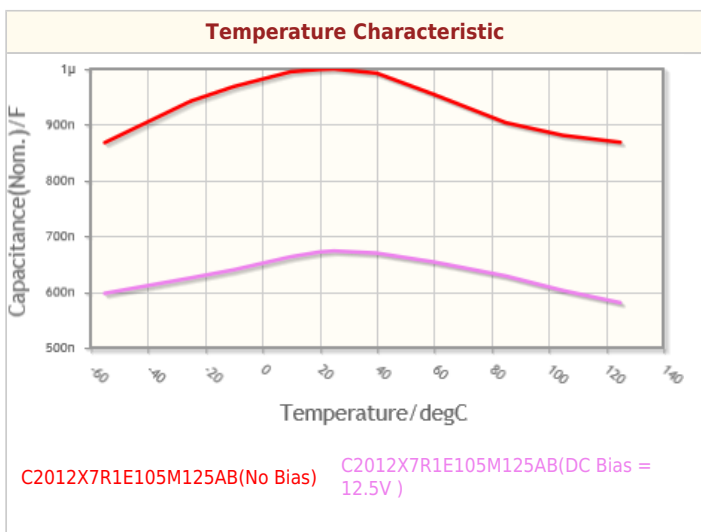
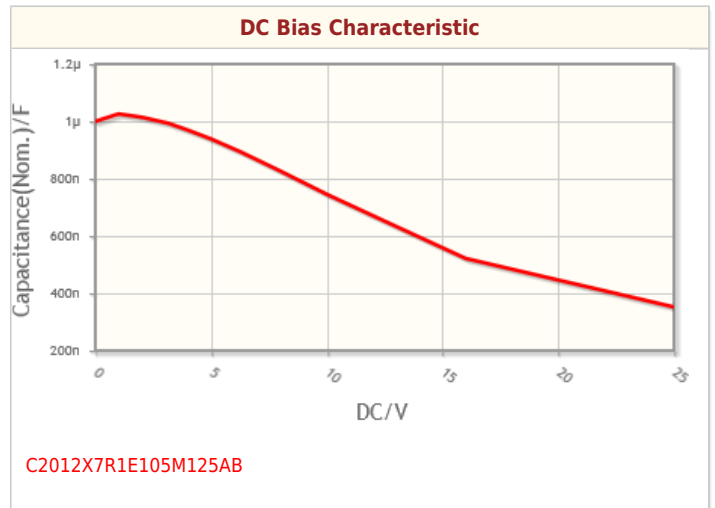
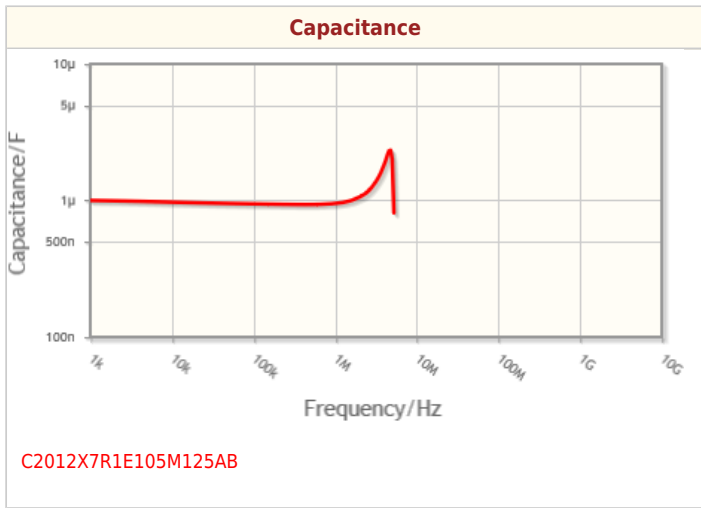
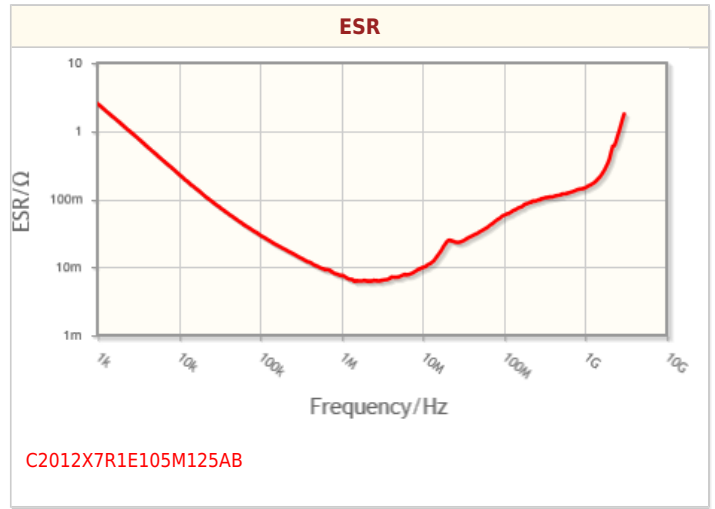
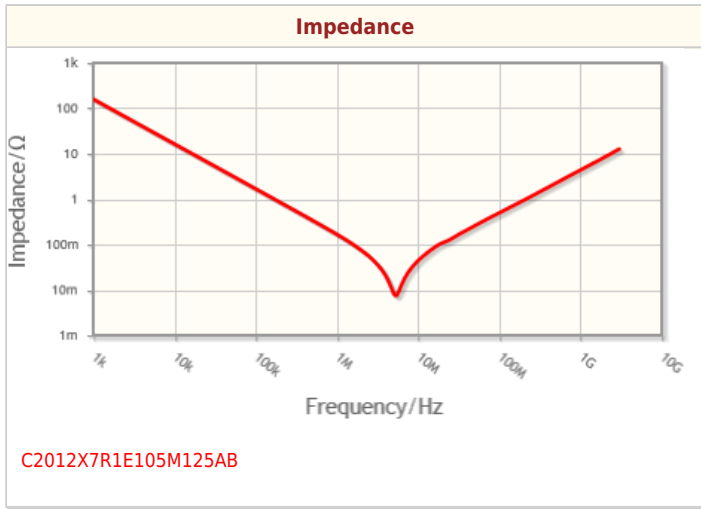
| Other | |
|------------------|--------------------------------------|
| Soldering Method | Wave (Flow) Reflow |
| AEC-Q200 | No |
| Packing | Blister (Plastic)Taping [180mm Reel] |
| Package Quantity | 2000pcs |

! Images are for reference only and show exemplary products.
 ! This PDF document was created based on the data listed on the TDK Corporation website.
 ! All specifications are subject to change without notice.

C2012X7R1E105M125AB



Characteristic Graphs(This is reference data, and does not guarantee the products characteristics.)

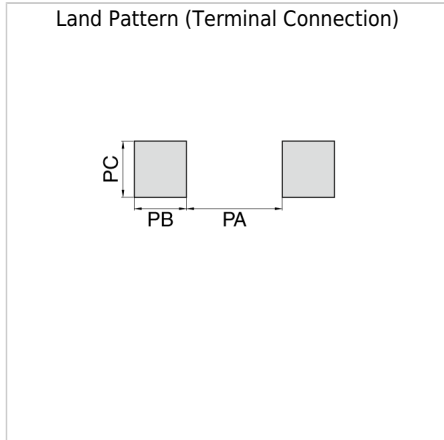


! Images are for reference only and show exemplary products.
! This PDF document was created based on the data listed on the TDK Corporation website.
! All specifications are subject to change without notice.

C2012X7R1E105M125AB



Associated Images



! Images are for reference only and show exemplary products.
! This PDF document was created based on the data listed on the TDK Corporation website.
! All specifications are subject to change without notice.