



### ■ Features

- Interchangeable AC plugs (plug kit sold separately)
- Medical safety approved (2 x MOPP) according to ANSI/AAMI ES60601-1/ES60601-1-11, EN60601-1/EN60601-1-11
- Extremely Low leakage current
- No load power consumption < 0.1W
- **Energy efficiency Level VI**
- -25~+70°C wide range working temperature
- Class II power (no earth pin)
- Protections: Short circuit / Overload / Over voltage
- Fully enclosed plastic case
- 3 years warranty

### ■ Applications

- Blood glucose meter
- Blood pressure meter
- Nebulizer
- Inhaler
- Portable medical device
- Sleep apnea devices

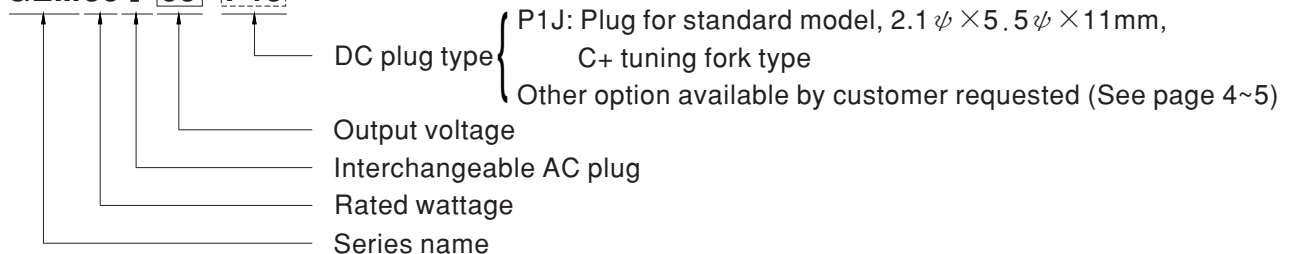
### ■ Description

GEM30I is a highly reliable, 30W wall-mounted style single-output green medical adaptor series, which is compact and convenient for carry. This product is equipped with an interchangeable AC plug (4 types, including European type, USA type, U.K. type and Australian type) that makes it very suitable for businessmen to use in the major countries around the globe. GEM30I is a class II power unit (no FG), accepting the input range from 80VAC to 264VAC that it can satisfy the demands for various types of medical electrical devices. The circuitry design meets the international medical standards (2\*MOPP), having an ultra low leakage current (<100μA), fitting the medical devices in direct electrical contact with the patients.

With the working efficiency up to 90% and the extremely low no-load power consumption below 0.1W, GEM30I is compliant with the latest USA energy regulation EISA 2007/DoE (Level VI) and EU ErP. The supreme feature allows the adaptor to save the energy when it is under either the operating mode or the standby mode. The entire series is approved for international safety regulations; moreover, it adopts the 94V-0 flame retardant plastic case that it can effectively prevent users from electric hazard.

### ■ Model Encoding

**GEM30 I 05 -P1J**



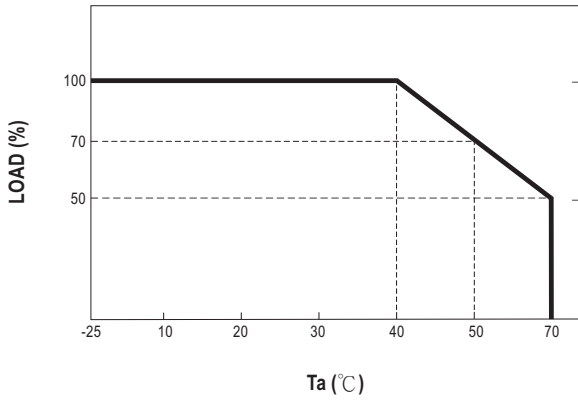
## Interchangeable AC plug Specifically for GEM12I/18I/30I/40I

TYPE					
ORDER NO.	AC plug-AU2	AC plug-UK2	AC plug-EU2	AC plug-US2	AC plug-MIX2

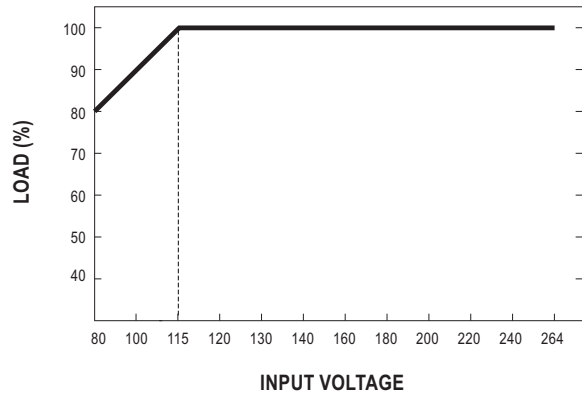
## SPECIFICATION

ORDER NO.	GEM30I05-P1J	GEM30I07-P1J	GEM30I09-P1J	GEM30I12-P1J	GEM30I15-P1J	GEM30I18-P1J	GEM30I24-P1J	GEM30I48-P1J		
OUTPUT	SAFETY MODEL NO.	GEM30I05	GEM30I07	GEM30I09	GEM30I12	GEM30I15	GEM30I18	GEM30I24	GEM30I48	
	DC VOLTAGE <small>Note.2</small>	5V	7.5V	9V	12V	15V	18V	24V	48V	
	RATED CURRENT	4A	3.33A	3.33A	2.5A	2A	1.66A	1.25A	0.625A	
	CURRENT RANGE	0 ~ 4A	0 ~ 3.33A	0 ~ 3.33A	0 ~ 2.5A	0 ~ 2A	0 ~ 1.66A	0 ~ 1.25A	0 ~ 0.625A	
	RATED POWER (max.)	20W	25W	30W	30W	30W	30W	30W	30W	
	RIPPLE & NOISE (max.) <small>Note.3</small>	100mVp-p	100mVp-p	100mVp-p	100mVp-p	100mVp-p	100mVp-p	100mVp-p	100mVp-p	
	VOLTAGE TOLERANCE <small>Note.4</small>	±5.0%	±5.0%	±5.0%	±3.0%	±3.0%	±2.0%	±2.0%	±2.0%	
	LINE REGULATION <small>Note.5</small>	±1.0%	±1.0%	±1.0%	±1.0%	±1.0%	±1.0%	±1.0%	±1.0%	
	LOAD REGULATION <small>Note.6</small>	±5.0%	±5.0%	±5.0%	±3.0%	±3.0%	±2.0%	±2.0%	±2.0%	
SETUP, RISE, HOLD UP TIME	500ms, 100ms, 16ms/230VAC    500ms, 100ms, 16ms/115VAC at full load									
INPUT	VOLTAGE RANGE <small>Note.7</small>	80 ~ 264VAC		113 ~ 370VDC						
	FREQUENCY RANGE	47 ~ 63Hz								
	EFFICIENCY (Typ.)	82%	86%	87%	87%	87%	88%	88.5%	90%	
	AC CURRENT	1A / 115VAC    0.6A / 230VAC								
	INRUSH CURRENT (max.)	Cold start 30A / 115VAC		65A / 230VAC						
LEAKAGE CURRENT(max.)	Touch current < 100µA/264VAC									
PROTECTION	OVERLOAD	120 ~ 200% rated output power Protection type : Hiccup mode, recovers automatically after fault condition is removed								
	OVER VOLTAGE	110 ~ 140% rated output voltage Protection type : Clamp by zener diode, output short								
ENVIRONMENT	WORKING TEMP.	-25 ~ +70°C (Refer to "Derating Curve")								
	WORKING HUMIDITY	20% ~ 90% RH non-condensing								
	STORAGE TEMP., HUMIDITY	-20 ~ +85°C, 10 ~ 95% RH non-condensing								
	TEMP. COEFFICIENT	±0.03% / °C (0 ~ 40°C)								
	VIBRATION	10 ~ 500Hz, 2G 10min./1cycle, period for 60min. each along X, Y, Z axes								
SAFETY & EMC <small>(Note. 8)</small>	SAFETY STANDARDS	ANSI/AAMI ES60601-1 / 60601-1-11, TUV EN60601-1 / 60601-1-11 approved								
	ISOLATION LEVEL	Primary - Secondary: 2 x MOPP								
	WITHSTAND VOLTAGE	I/P-O/P:5656VDC								
	ISOLATION RESISTANCE	I/P-O/P:100M Ohms / 500VDC / 25°C / 70% RH								
	EMC EMISSION	Parameter	Standard				Test Level / Note			
		Conducted emission	EN55011 (CISPR11),FCC PART 18				Class B			
		Radiated emission	EN55011 (CISPR11),FCC PART 18				Class B			
		Harmonic current	EN61000-3-2				Class A			
	Voltage flicker	EN61000-3-3				-----				
	EMC IMMUNITY	EN55024 , EN60601-1-2, EN61204-3								
Parameter		Standard				Test Level / Note				
ESD		EN61000-4-2				Level 4, 15KV air ; Level 4, 8KV contact				
RF field susceptibility		EN61000-4-3				Level 3, 10V/m(80MHz~2.7GHz) Table 9, 9~28V/m(385MHz~5.78GHz)				
EFT bursts		EN61000-4-4				Level 3, 2KV				
Surge susceptibility		EN61000-4-5				Level 3, 1KV/Line-Line				
Conducted susceptibility		EN61000-4-6				Level 2, 3V				
Magnetic field immunity		EN61000-4-8				Level 4, 30A/m				
Voltage dip, interruption	EN61000-4-11				>95% dip 0.5 periods, 30% dip 25 periods, >95% interruptions 250 periods					
OTHERS	LIFE	3 years : 100% load 40°C, 12hours / day								
	MTBF	400Khrs min. MIL-HDBK-217F(25°C)								
	DIMENSION	75.5*39.1*56.2mm (L*W*H)								
	PACKING	192g ; 60pcs / 12.5kg / CARTON								
CONNECTOR	PLUG	See page 4 - 5 ; other type available by customer requested								
	CABLE	See page 4 - 5 ; other type available by customer requested								
NOTE	<p>1.All parameters are specified at 230VAC input, rated load, 25°C 70% RH ambient.</p> <p>2.DC voltage: The output voltage set at point measure by plug terminal &amp; 50% load.</p> <p>3.Ripple &amp; noise are measured at 20MHz by using a 12" twisted pair terminated with a 0.1µf &amp; 47µf capacitor.</p> <p>4.Tolerance: includes set up tolerance, line regulation, load regulation.</p> <p>5.Line regulation is measured from low line to high line at rated load.</p> <p>6.Load regulation is measured from 10% to 100% rated load.</p> <p>7.Derating may be needed under low input voltage. Please check the derating curve for more details.</p> <p>8.The power supply is considered as an independent unit, but the final equipment still need to re-confirm that the whole system complies with the EMC directives. For guidance on how to perform these EMC tests, please refer to "EMI testing of component power supplies." (as available on <a href="http://www.meanwell.com">http://www.meanwell.com</a>)</p>									

### Derating Curve



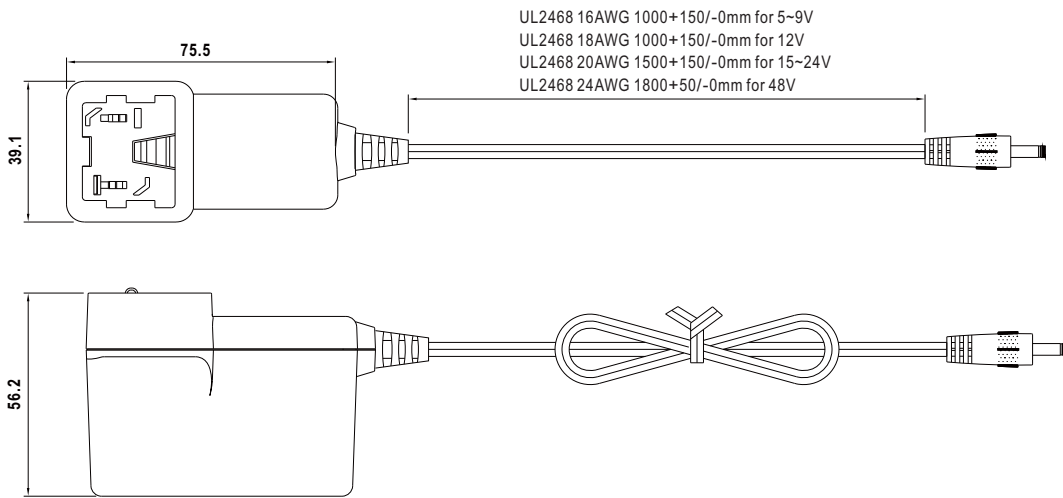
### Static Characteristics



### Mechanical Specification

Unit:mm

TYPE				
	Australian type	U.K type	European type	US type





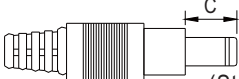
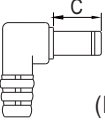


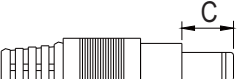
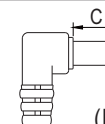


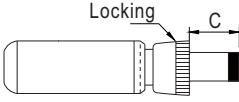


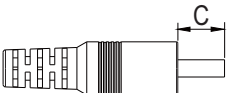

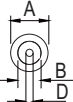
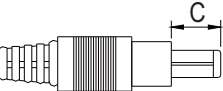

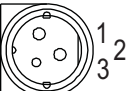
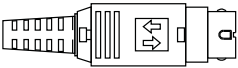
### Plug Assignment


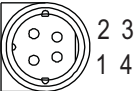
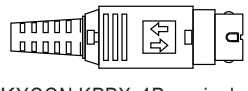


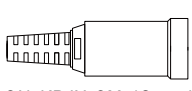
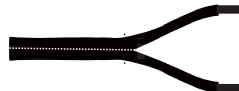
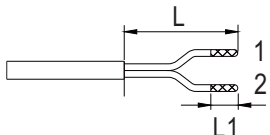
Standard plug: P1J

Unit:mm

P1J	Pin Assignment
	Outside ⊖ ⊕ Inside

© Optional DC plug:

Tuning Fork Style		Type No.	A	B	C	
			OD	ID	L	
 	 (Straight)	P1I	5.5	2.1	9.5	
		P1L	5.5	2.5	9.5	
		P1M	5.5	2.5	11.0	
	 (Right-angled)	P1IR	5.5	2.1	9.5	
		P1JR	5.5	2.1	11.0	
		P1LR	5.5	2.5	9.5	
		P1MR	5.5	2.5	11.0	
Barrel Style		Type No.	A	B	C	
			OD	ID	L	
 	 (Straight)	P2I	5.5	2.1	9.5	
		P2J	5.5	2.1	11.0	
		P2L	5.5	2.5	9.5	
		P2M	5.5	2.5	11.0	
	 (Right-angled)	P2IR	5.5	2.1	9.5	
		P2JR	5.5	2.1	11.0	
		P2LR	5.5	2.5	9.5	
		P2MR	5.5	2.5	11.0	
Lock Style		Type No.	A	B	C	
			OD	ID	L	
   SWITCHCRAFT original or equivalent	P2S(S761K)	5.53	2.03	12.06		
		P2K(761K)	5.53	2.54	12.06	
		P2C(S760K)	5.53	2.03	9.52	
		P2D(760K)	5.53	2.54	9.52	
Min. Pin Style		Type No.	A	B	C	
			OD	ID	L	
   EIAJ equivalent	P3A	2.35	0.7	11.0		
		P3B	4.0	1.7	11.0	
		P3C	4.75	1.7	11.0	
Center Pin Style		Type No.	A	B	C	D
			OD	ID	L	Center Pin
   EIAJ equivalent	P4A	5.5	3.4	11.0	1.0	
		P4B	6.5	4.4	11.0	1.4
		P4C	7.4	5.1	11.0	0.6
Min. DIN 3 Pin with Lock (male)		Type No.	Pin Assignment			
			PIN No.	Output		
   KYCON KPPX-3P equivalent	R6B	1	+Vo			
			2	-Vo		
			3	+Vo		

Min. DIN 4 Pin with Lock (male)	Type No.	Pin Assignment	
		PIN No.	Output
   <p>KYCON KPPX-4P equivalent</p>	R7B	1	+Vo
		2	-Vo
		3	-Vo
		4	+Vo
Min. DIN 4 Pin with Lock (female)	Type No.	Pin Assignment	
   <p>KYCON KPJX-CM-4S equivalent</p>	R7BF	1	+Vo
		2	-Vo
		3	-Vo
		4	+Vo
Stripped and tinned leads	Type No.	Pin Assignment	
  <p>Length of Land L1 by request (MW's standard length, L: <u>25</u> mm, L1: <u>10</u> mm)</p>	by customer	1 (Ribbed)	+Vo
		2 (Letter)	-Vo

■ **Installation Manual**

Please refer to : <http://www.meanwell.com/manual.html>