



SPDT PIN Diode Switch Operating From 100 MHz to 67 GHz Up to +27 dBm and 1.85mm

PIN Diode Switches Technical Data Sheet

PE71S2025

Features

- SPDT Reflective Switch
- 0.1 GHz to 67 GHz
- Insertion Loss 7.5 dB max
- Isolation 20 dB min
- Power Input +27 dBm CW max

Applications

- Test & Measurement
- Military Communication
- Commercial Communication
- Wireless Communications
- SATCOM
- Military Electronic Systems
- RF Test Stations

Description

The PE71S2025 is a Single Pole Double Throw (SPDT) Reflective PIN Diode Switch that operates from 0.1 to 67 GHz. Electrical performance includes 7.5 dB max insertion loss, -4 dB max return loss, 20 dB min isolation, and 100 nsec max switching speed. The design incorporates TTL-compatible driver circuitry for accurate logic control. Operational temperature range is -30°C to +60°C and dual voltage controls of +5 Vdc and -5 Vdc are required. The package interface uses solder terminals, 1.85mm Female connectors and an SMA Female connector.

Electrical Specifications

Description	Minimum	Typical	Maximum	Units
Frequency Range	0.1		67	GHz
Impedance		50		Ohms
Return Loss			-4	dB
Insertion Loss			7.5	dB
Isolation	20			dB
Switching Time			100	ns
Input Power (CW)			0.5	Watts
Positive Operating Voltage		5		V
Negative Operating Voltage		-5		V
Current @ 5 V		50		mA
Current @ -5 V		50		mA
Operating Temperature	-30		+60	deg C

Electrical Specification Notes:
 Specified switching time includes TTL driver delay.

Click the following link (or enter part number in "SEARCH" on website) to obtain additional part information including price, inventory and certifications: [SPDT PIN Diode Switch Operating From 100 MHz to 67 GHz Up to +27 dBm and 1.85mm PE71S2025](#)



SPDT PIN Diode Switch Operating From 100 MHz
to 67 GHz Up to +27 dBm and 1.85mm

PIN Diode Switches Technical Data Sheet

PE71S2025

Mechanical Specifications

Size

Length	1 in [25.4 mm]
Width	1.2 in [30.48 mm]
Height	0.6 in [15.24 mm]
Weight	0.11 lbs [49.9 g]
Design	Reflective, SPDT
RF Connector	1.85mm Female
TTL Control Connector	SMA Female

Environmental Specifications

Temperature

Operating Range	-30 to +60 deg C
ESD Sensitivity	ESD Sensitive Material. Transport material in Approved ESD bags. Handle only in ESD Workstation.



Compliance Certifications (visit www.Pasternack.com for current document)

Not RoHS Compliant

Plotted and Other Data

Notes:

Click the following link (or enter part number in "SEARCH" on website) to obtain additional part information including price, inventory and certifications: [SPDT PIN Diode Switch Operating From 100 MHz to 67 GHz Up to +27 dBm and 1.85mm PE71S2025](#)

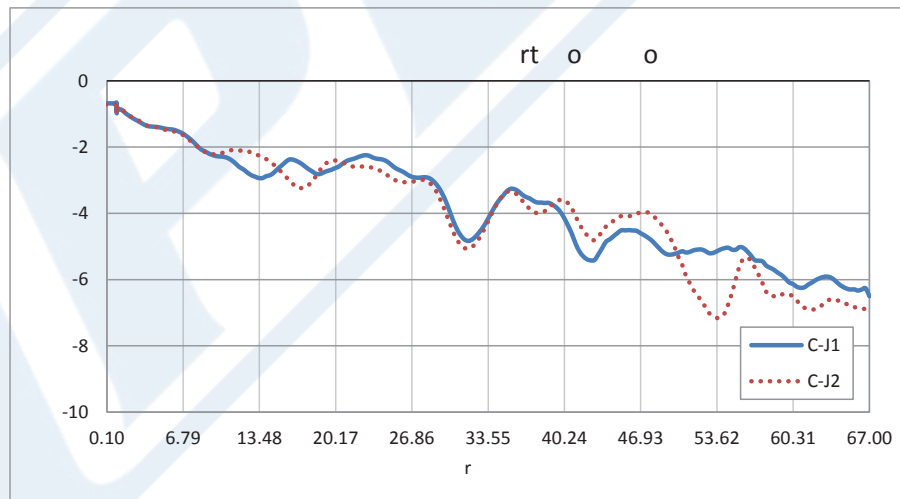
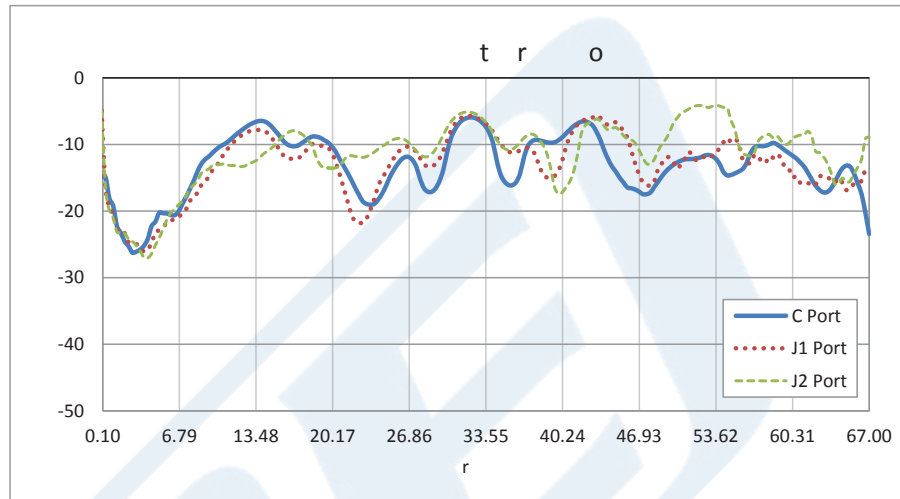


SPDT PIN Diode Switch Operating From 100 MHz to 67 GHz Up to +27 dBm and 1.85mm

PIN Diode Switches Technical Data Sheet

PE71S2025

Typical Performance Data



Click the following link (or enter part number in "SEARCH" on website) to obtain additional part information including price, inventory and certifications: [SPDT PIN Diode Switch Operating From 100 MHz to 67 GHz Up to +27 dBm and 1.85mm PE71S2025](#)

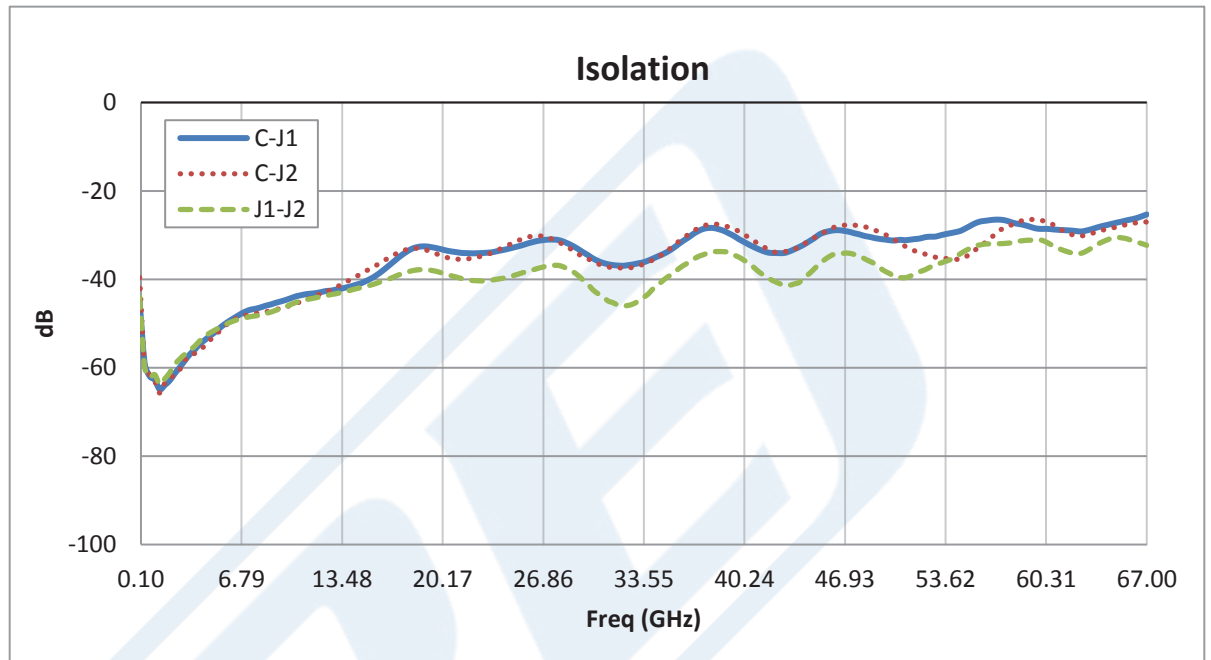




SPDT PIN Diode Switch Operating From 100 MHz to 67 GHz Up to +27 dBm and 1.85mm

PIN Diode Switches Technical Data Sheet

PE71S2025



SPDT PIN Diode Switch Operating From 100 MHz to 67 GHz Up to +27 dBm and 1.85mm from Pasternack Enterprises has same day shipment for domestic and International orders. Our RF, microwave and millimeter wave products maintain a 99% availability and are part of the broadest selection in the industry.

Click the following link (or enter part number in "SEARCH" on website) to obtain additional part information including price, inventory and certifications: [SPDT PIN Diode Switch Operating From 100 MHz to 67 GHz Up to +27 dBm and 1.85mm PE71S2025](http://www.pasternack.com/spdt-pin-diode-switch-67-ghz-27-dbm-1.85mm-pe71s2025-p.aspx)

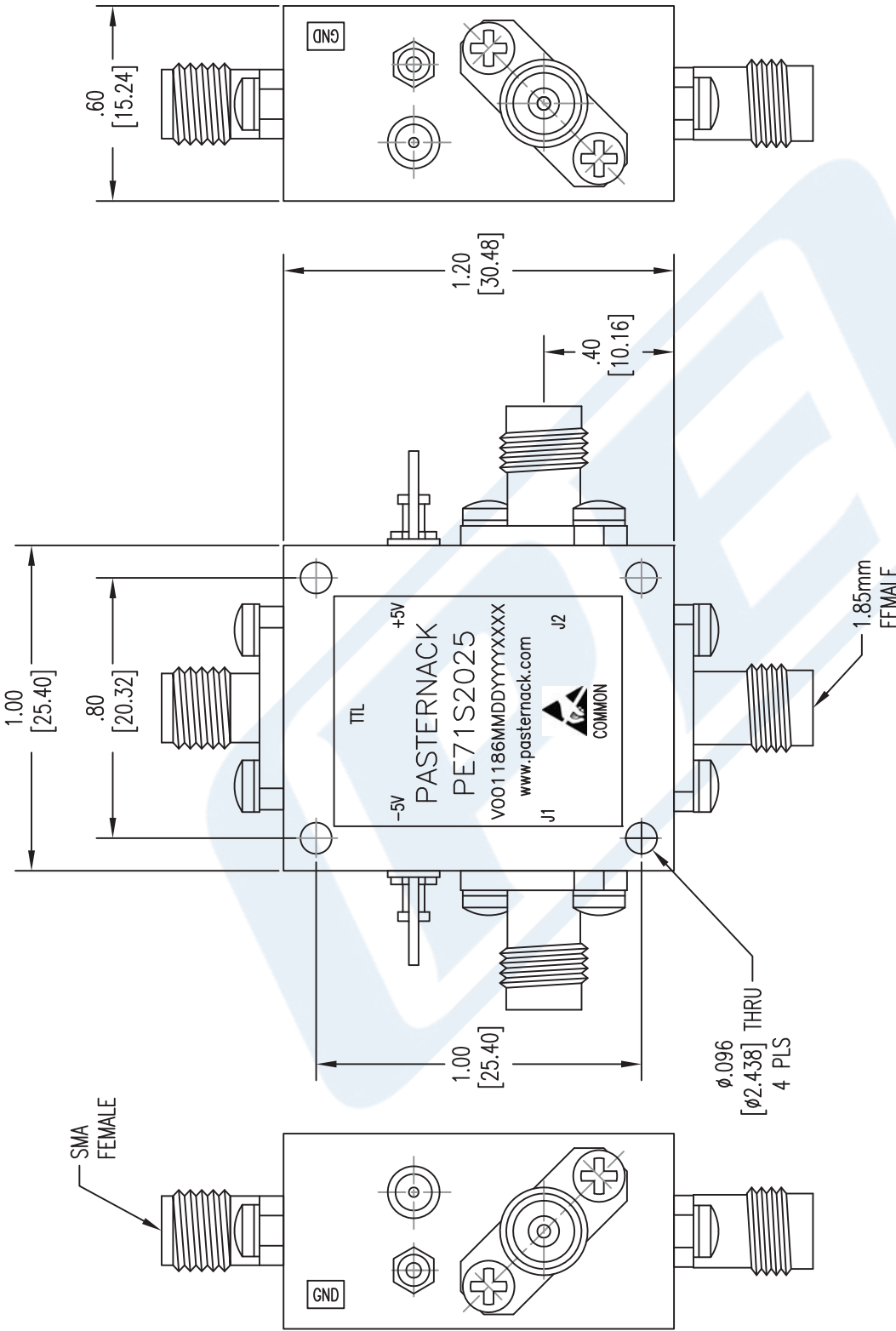
URL: <http://www.pasternack.com/spdt-pin-diode-switch-67-ghz-27-dbm-1.85mm-pe71s2025-p.aspx>

The information contained in this document is accurate to the best of our knowledge and representative of the part described herein. It may be necessary to make modifications to the part and/or the documentation of the part, in order to implement improvements. Pasternack reserves the right to make such changes as required. Unless otherwise stated, all specifications are nominal. Pasternack does not make any representation or warranty regarding the suitability of the part described herein for any particular purpose, and Pasternack does not assume any liability arising out of the use of any part or documentation.



PE71S2025 CAD Drawing

SPDT PIN Diode Switch Operating From 100 MHz to 67 GHz Up to +27 dBm and 1.85mm



UNLESS OTHERWISE SPECIFIED:
 DIMENSIONS ARE IN: inches [mm]
 TOLERANCES ARE: [mm]
 .XX ± .01 [± 2.54]
 .XXX ± .005 [± .127]

* THESE DIMENSIONS AND TOLERANCES
 SUPERSEDE NOTE #1 ON TITLE BLOCK.

DWG TITLE
PE71S2025

FSCM NO. 53919
 CAD FILE 121515
 SCALE N/A
 SIZE A
 2233

PE PASTERNAK
 THE ENGINEER'S RF SOURCE
 Pasternack Enterprises, Inc.
 P.O. Box 16759 | Irvine | CA | 92623
 Phone: (949) 261-1920 | Fax: (949) 261-7451
 Website: www.pasternack.com | E-Mail: sales@pasternack.com