

- 1 . Part Number: LBF6224-20DLXA-8B
- 2 . Structure: The LED light bar mounted LED dice (bare chip) on substrate by array
(2serial 4parallel 2color)
- 3 . Application: Lighting source
- 4 . Maximum Condition (T a = 2 5)

Item	Symbol	Condition	Unit
Admissibility disipation 1	Po	2.88	W
Forward Current 1	I _F	0.4	A
Operation Temperature	T _{op}	-30 ~ +85	
Preservation Temperature	T _{stg}	-40 ~ +100	
Junction Temperature	T _j	125	

1 : one color (D;6500K / L;2700K)

- 5 . Electrical and optical Characteristics (T a = 2 5)

Item	Symbol	Min.	Typ.	Max.	Unit	Condition
Forward Voltage 2	V _F	5.3	5.8	6.3	V	I _F = 300 mA
Luminous Flux (D) 3	v	114.9	118.5	-	lm	I _F = 300 mA
Luminous Flux (L) 3	v	98.3	101.4	-	lm	I _F = 300 mA
Color Temperature (D)	T _{cp}	6025	6406	6787	K	I _F = 300 mA
Color Temperature (L)	T _{cp}	2613	2739	2865	K	I _F = 300 mA
Deviation Color (D)	duv	+0.0009	+0.0048	+0.0086	-	I _F = 300 mA
Deviation Color (L)	duv	-0.0034	+0.0004	+0.0041	-	I _F = 300 mA
General Color Rendering Index	Ra	75	80	-	-	I _F = 300 mA

1 : measurement tolerance : ± 3 %

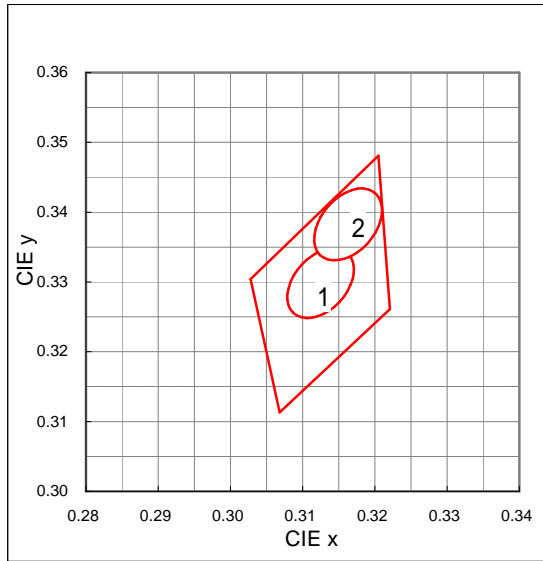
2 : measurement tolerance : ± 7 %

These data are measured by a measuring equipment complying with CIE125 Condition B.

DESIGN	CHECK	APPROVAL	DATE: 2012/9/6	SPECIFICATION No.: Target SPEC
			REV. A	ROHM Co.,Ltd.

6 . Chromaticity coordinate (T a = 2 5 、 IF = 3 0 0 m A 、 measurement tolerance : ±0.005)

D ; 6500K



Chromaticity coordinates Point

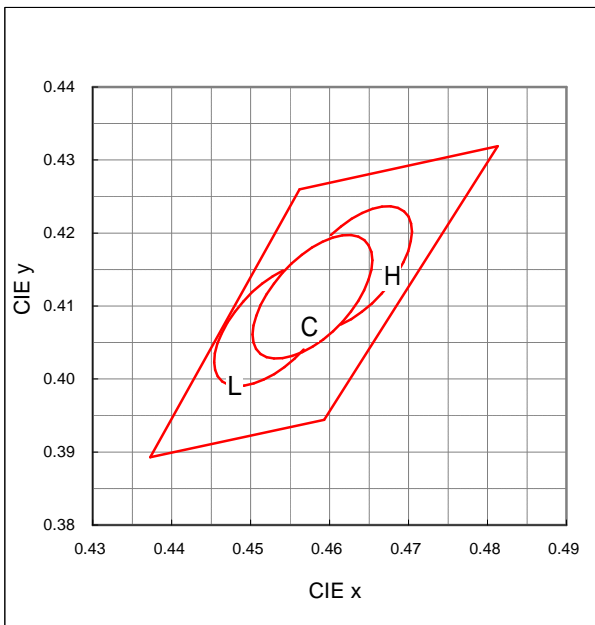
6500K-2	
x	y
0.3163	0.3382
6500K-1	
x	y
0.3125	0.3298
MacAdam ellipse 3step	

ANSI C78.377 standard

LBF62*	
6500K	
x	y
0.3068	0.3113
0.3221	0.3261
0.3205	0.3481
0.3028	0.3304
center point (0.3123,0.3282)	

<Range within 1Bar>
x : R 0.015
y : R 0.020
(R=max-min)

L ; 2700K



Chromaticity coordinates Point

2700K-H	
x	y
0.4628	0.4150
2700K-C	
x	y
0.45785	0.41115
2700K-L	
x	y
0.4529	0.4073
MacAdam ellipse 4step	

ANSI C78.377 standard

LBF62*	
2700K	
x	y
0.4373	0.3893
0.4593	0.3944
0.4813	0.4319
0.4562	0.4260
center point (0.4578,0.4101)	

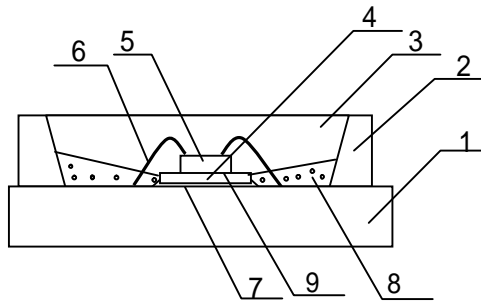
<Range within 1Bar>
x : R 0.015
y : R 0.020
(R=max-min)

The product that is located in the square A except for the area of the MacAdam ellipses is to be discussed for sales.

Color rank

color rank		2700K		
		L	C	H
6500K	1	L1	C1	H1
	2	L2	C2	H2

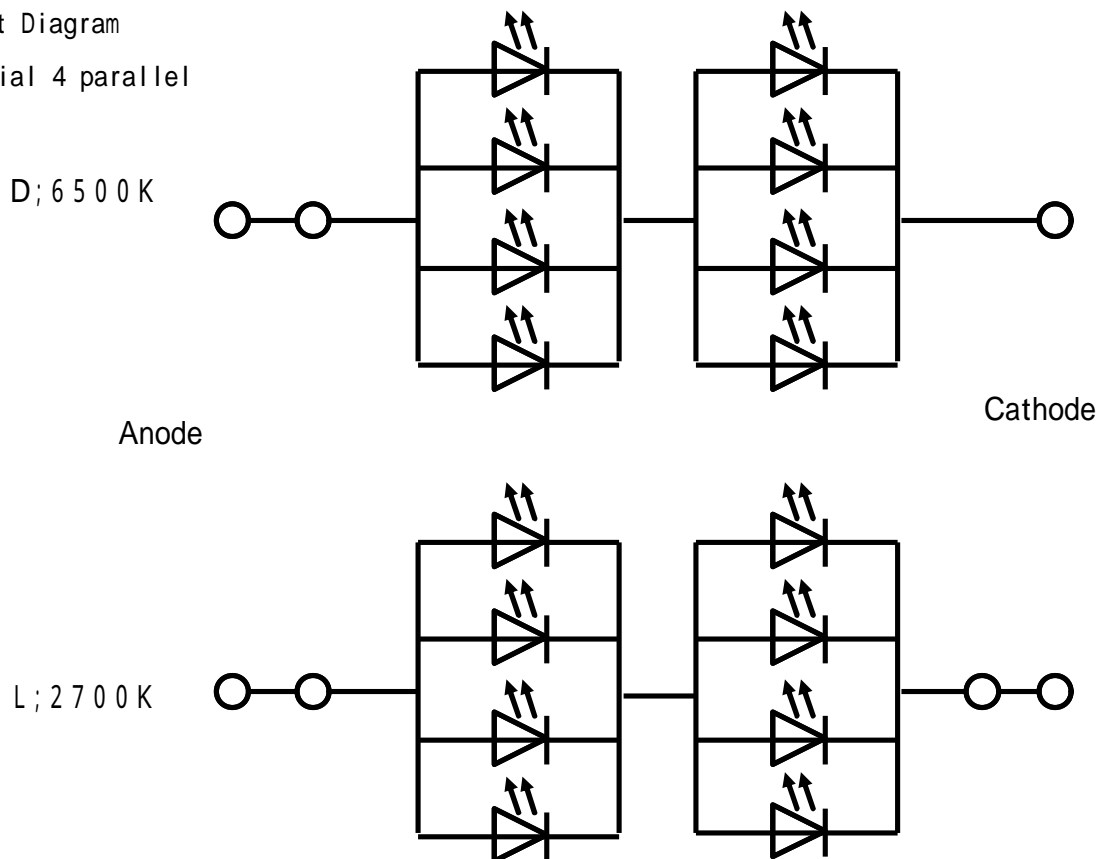
7 . Structure



No	Parts Name	Material
1	Substrate	CEM-3 Substrate
2	White Resin	Silicone Resin
3	Resin	Silicone Resin
4	Sub Mount Substrate	Si
5	LED Die	InGaN on Sapphire
6	Bonding Wire	Au
7	Die Bond	Ag
8	White Resin	Silicone Resin (TiO ₂)
9	Die Bond	Silicone Resin

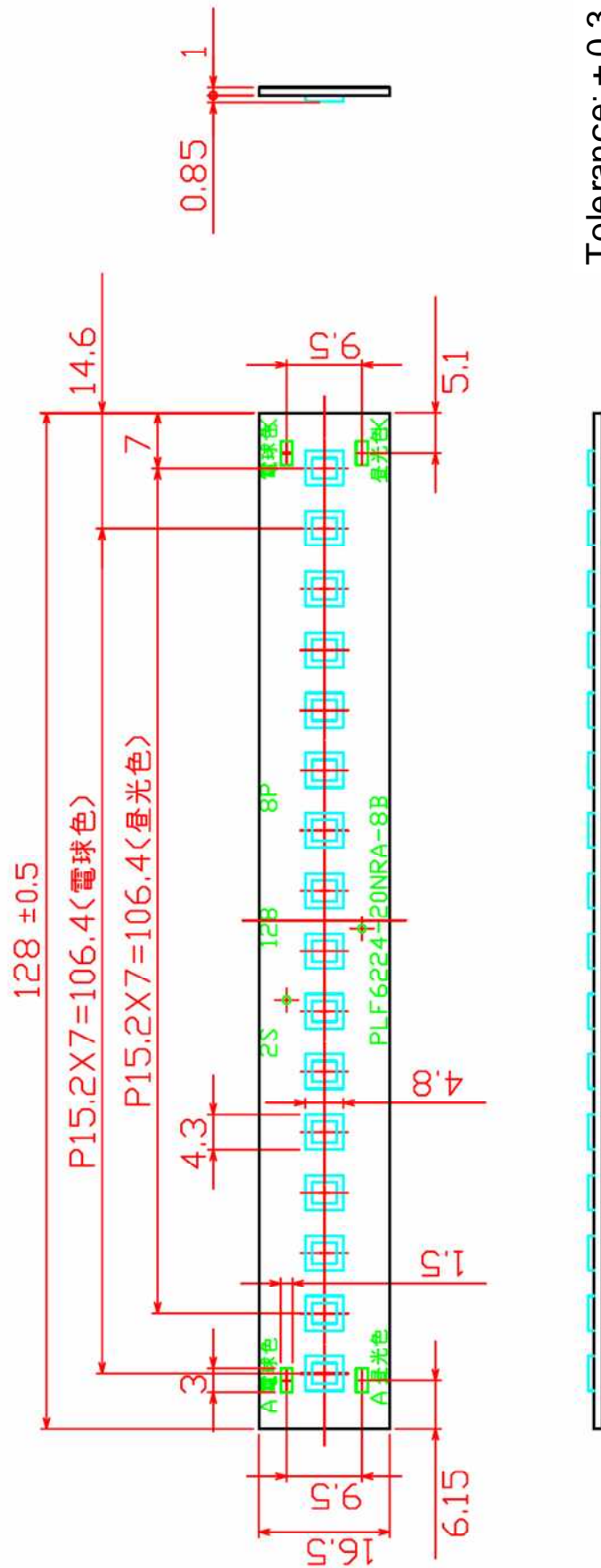
8 . Circuit Diagram

2 serial 4 parallel



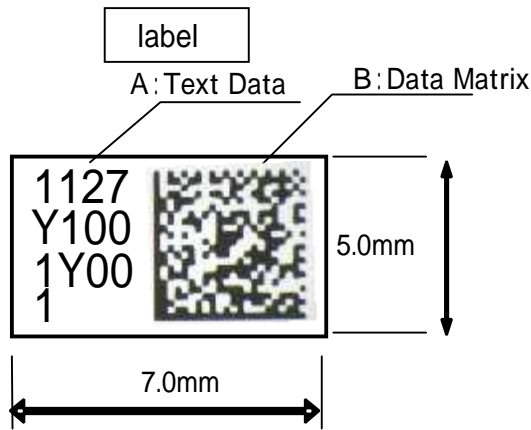
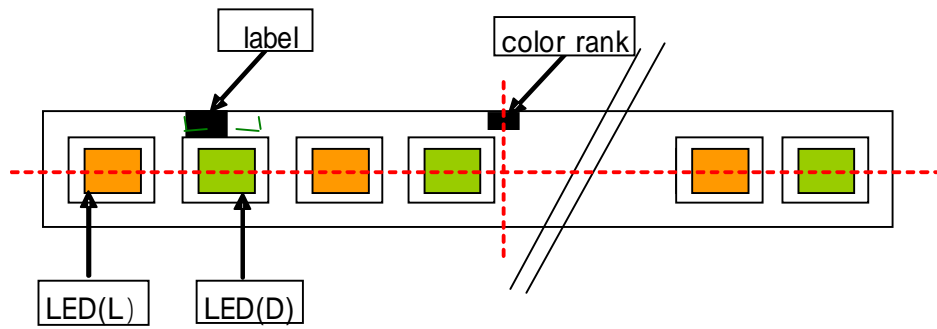
9 . Dimension

(Unit: mm)




Tolerance: ± 0.3

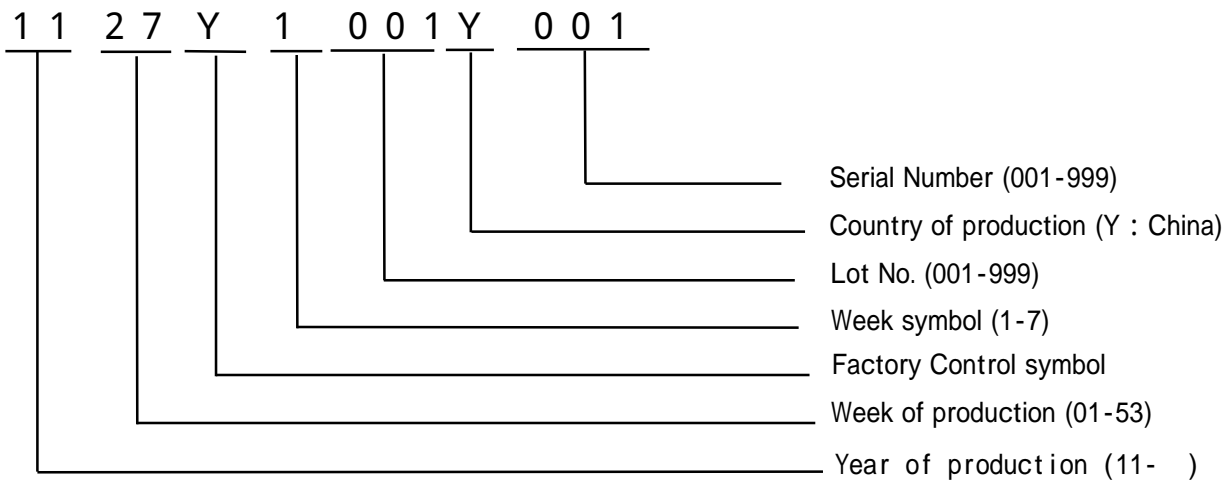
1 0 .Product Label



Color rank (L1,L2,C1,C2,H1,H2)



[A] Text Data



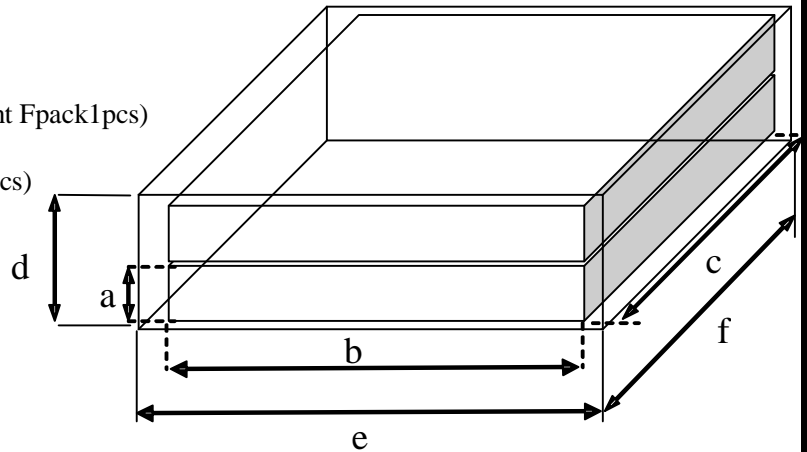
[B] Data Matrix

L B F 6 2 2 4 - 2 0 D L X A - 8 B	(17grids)	Part Number
1 1 2 7 Y 1 0 0 1 Y 0 0 1	(13grids)	Lot Number
1 2 3 4 5 6 7 8	(8grids)	Factory Control Part

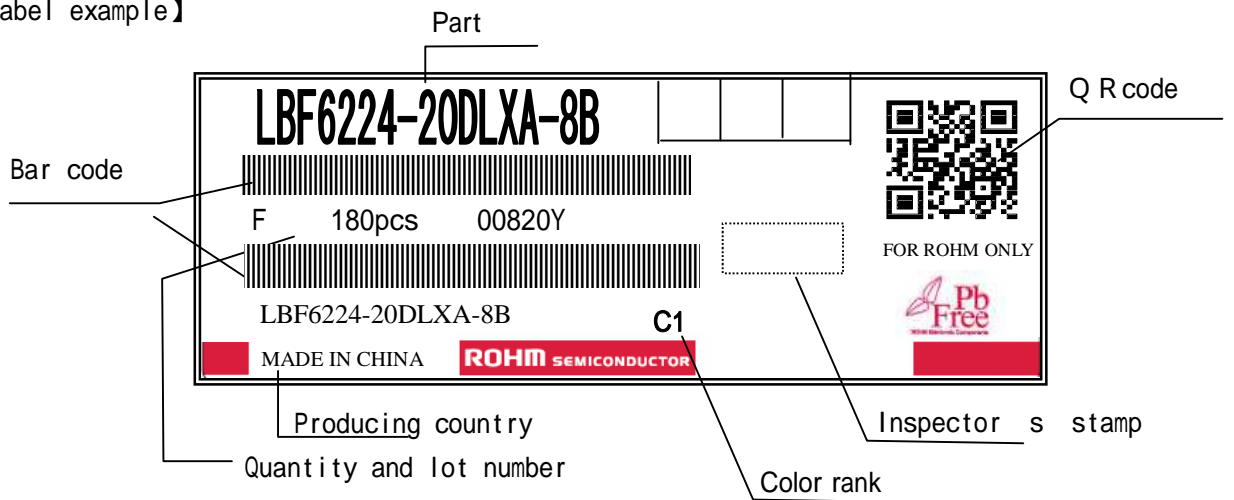
1 1 . Packing

【Package】

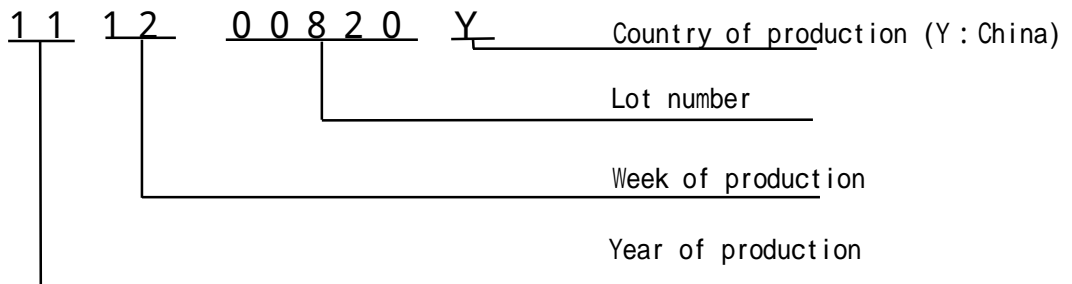
- (1) 18 Bars are on one film tray.
- (2) Inner package size (Fpack10pcs+vacant Fpack1pcs)
(a)60 x (b)300 x (c)343 (Unit: mm)
- (3) Outer package size(inner package x 2pcs)
(d)155 x (e)313 x (f)353 (Unit: mm)



【 Label example】



【Lot number example】



【Manufacturing factory (country of origin)】

• ROHM SEMICONDUCTOR CHINA CO.,LTD. (China)