



SS0130UFN2B

SURFACE MOUNT SCHOTTKY BARRIER

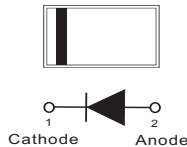
VOLTAGE 30 V **CURRENT** 100 mA

FEATURES

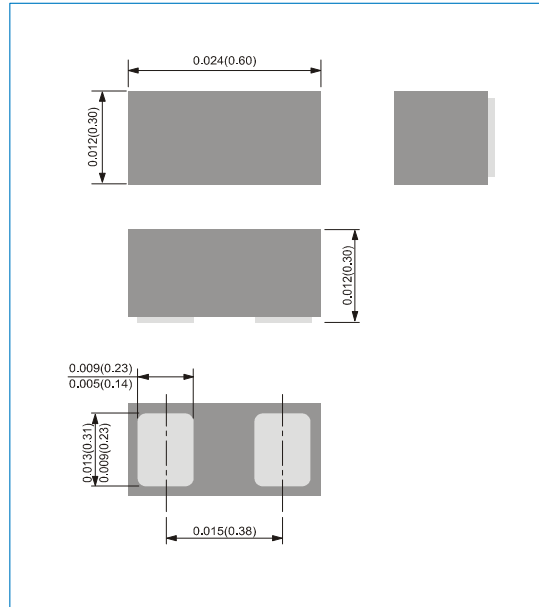
- Fast switching speed
- Surface mount package ideally suited for automatic insertion
- Electrical identical standard JEDEC.
- High conductor
- Lead free in compliance with EU RoHS 2011/65/EU directive
- Green molding compound as per IEC61249 Std. . (Halogen Free)

MECHANICAL DATA

- Case: DFN0603, Molded Plastic
- Terminals: Solderable per MIL-STD-750, Method 2026
- Approx. Weight: 0.00001 ounces, 0.00028grams
- Polarity: Color band denotes cathode end
- Marking: U



DFN0603 Unit : inch(mm)



MAXIMUM RATINGS(T_A=25°C unless otherwise noted)

PARAMETER	SYMBOL	VALUE	UNIT
Maximum Recurrent Peak Reverse Voltage	V _{RRM}	30	V
Maximum RMS Voltage	V _{RMS}	21	V
Maximum DC Blocking Voltage	V _R	30	V
Maximum Average Rectified Output Current	I _{F(AV)}	100	mA
Power Dissipation	P _D	250	mW
Peak Forward Surge Current : 8.3ms single half sine-wave superimposed on rated load	I _{FSM}	500	mA
Typical Thermal Resistance (Note 1)	R _{ΘJA}	500	°C/W
Operating Junction Temperature Range And Storage Temperature Range	T _J , T _{STG}	-55 to + 150	°C

Note.1 Mounted on a FR4 PCB, single-sided copper, mini pad.



SS0130UFN2B

ELECTRICAL CHARACTERISTICS (T_A=25°C unless otherwise noted)

PARAMETER	SYMBOL	TEST CONDITIONS	MIN.	TYP.	MAX.	UNIT
Breakdown voltage	V _{BR}	I _R =10μA T _A =25°C	30	-	-	V
Instantaneous forward voltage	V _F	I _F =10mA I _F =100mA T _A =25°C	-	0.33 0.74	0.37 1	V
		I _F =10mA I _F =100mA T _A =125°C	-	0.22 0.71	-	V
Reverse current	I _R	V _R =10V T _A =25°C	-	-	3	μA
		V _R =30V T _A =25°C T _A =125°C	-	- 500	6 -	μA μA



SS0130UFN2B

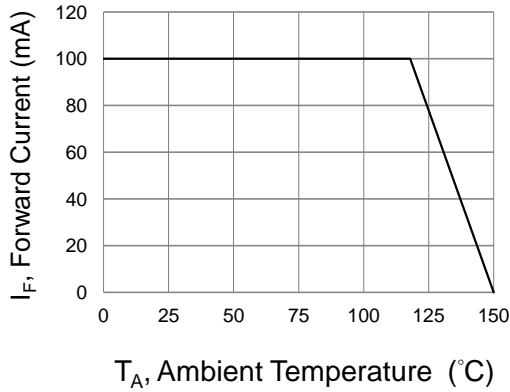


Fig.1 Forward Current Derating Curve

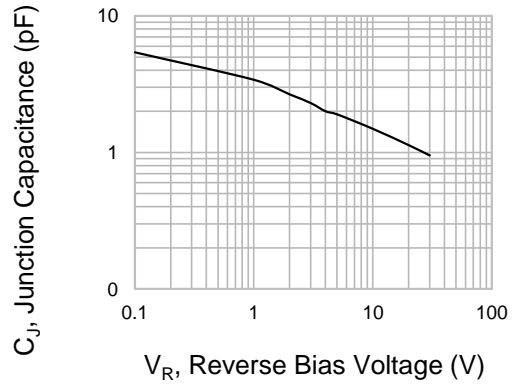


Fig.2 Typical Junction Capacitance

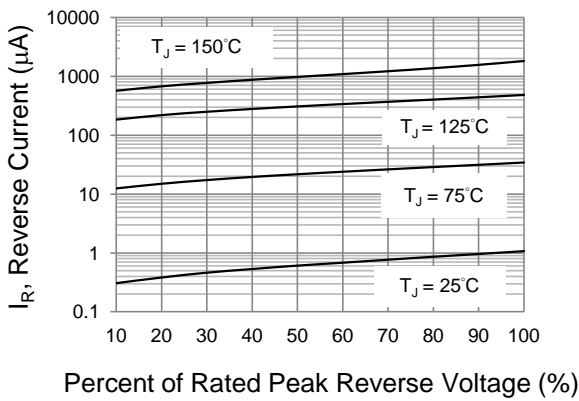


Fig.3 Typical Reverse Characteristics

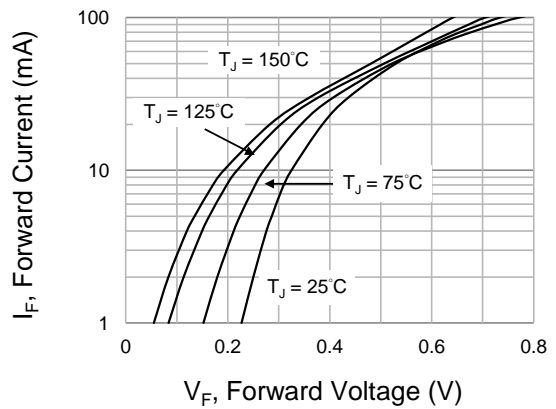


Fig.4 Typical Forward Characteristics

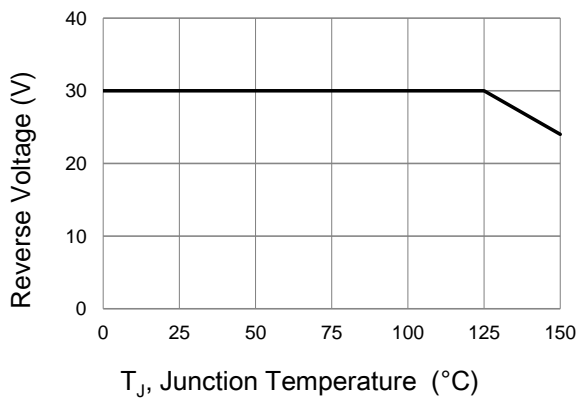
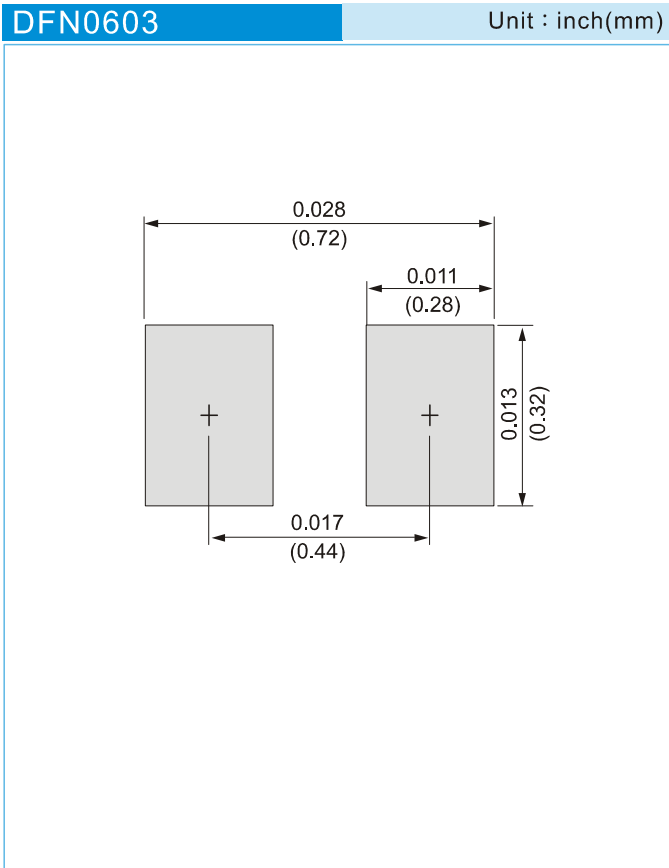


Fig.5 Operating Temperature Derating Curve



SS0130UFN2B

MOUNTING PAD LAYOUT



ORDER INFORMATION

- Packing information
T/R - 10K per 7" plastic Reel



SS0130UFN2B

Part No_packing code_Version

SS0130UFN2B_R1_00001

For example :

RB500V-40_R2_00001



Packing Code XX				Version Code XXXXXX		
Packing type	1 st Code	Packing size code	2 nd Code	HF or RoHS	1 st Code	2 nd ~5 th Code
Tape and Ammunition Box (T/B)	A	N/A	0	HF	0	serial number
Tape and Reel (T/R)	R	7"	1	RoHS	1	serial number
Bulk Packing (B/P)	B	13"	2			
Tube Packing (T/P)	T	26mm	X			
Tape and Reel (Right Oriented) (TRR)	S	52mm	Y			
Tape and Reel (Left Oriented) (TRL)	L	PANASERT T/B CATHODE UP (PBCU)	U			
FORMING	F	PANASERT T/B CATHODE DOWN (PBCD)	D			



SS0130UFN2B

Disclaimer

- Reproducing and modifying information of the document is prohibited without permission from Panjit International Inc..
- Panjit International Inc. reserves the rights to make changes of the content herein the document anytime without notification. Please refer to our website for the latest document.
- Panjit International Inc. disclaims any and all liability arising out of the application or use of any product including damages incidentally and consequentially occurred.
- Panjit International Inc. does not assume any and all implied warranties, including warranties of fitness for particular purpose, non-infringement and merchantability.
- Applications shown on the herein document are examples of standard use and operation. Customers are responsible in comprehending the suitable use in particular applications. Panjit International Inc. makes no representation or warranty that such applications will be suitable for the specified use without further testing or modification.
- The products shown herein are not designed and authorized for equipments requiring high level of reliability or relating to human life and for any applications concerning life-saving or life-sustaining, such as medical instruments, transportation equipment, aerospace machinery et cetera. Customers using or selling these products for use in such applications do so at their own risk and agree to fully indemnify Panjit International Inc. for any damages resulting from such improper use or sale.
- Since Panjit uses lot number as the tracking base, please provide the lot number for tracking when complaining.